


# Videocard Benchmarks


Over 1,000,000 Video Cards Benchmarked

## Video Card List

Below is an alphabetical list of all Video Card types that appear in the charts. Clicking on a specific Video Card will take you to the chart it appears in and will highlight it for you.



VIDEO  
CARD




High End

High Mid Range

Low Mid Range


Low End



Best Value


Common

Market Share




Compare

0



Video Card  
Mega List

Search Model



GPU Compute  
Video Card  
Chart

Power Performance  
Video Card Chart

2D Graphics  
Video Card List

Single Video Card

Find Videocard

Videocard Name	Passmark G3D Mark (higher is better)	Rank (lower is better)	Videocard Value (higher is better)	Price (USD)
<a href="#">256MB DDR Radeon 9800 XT</a>	37	2199	NA	NA
<a href="#">7900 MOD - Radeon HD 6520G</a>	610	1366	NA	NA
<a href="#">7900 MOD - Radeon HD 6550D</a>	892	1097	NA	NA
<a href="#">A6 Micro-6500T Quad-Core APU with RadeonR4</a>	220	1769	NA	NA
<a href="#">A10-8Q</a>	7041	252	NA	NA
<a href="#">ABIT Siluro T400</a>	3	2395	NA	NA
<a href="#">ALL-IN-WONDER 9000</a>	4	2362	NA	NA
<a href="#">ALL-IN-WONDER 9800</a>	23	2268	NA	NA
<a href="#">ALL-IN-WONDER RADEON 8500DV</a>	5	2348	NA	NA
<a href="#">ALL-IN-WONDER X800 GT</a>	84	2039	NA	NA
<a href="#">All-in-Wonder X1800XL</a>	30	2239	NA	NA
<a href="#">All-in-Wonder X1900</a>	127	1905	NA	NA
<a href="#">AMD Ryzen Z1 Extreme</a>	6448	275	NA	NA
<a href="#">AMIGAMERLIN 3.1-R1 For Voodoo 4 4500 PCI</a>	3	2420	NA	NA
<a href="#">ASUS EAH48/UX2</a>	496	1508	NA	NA
<a href="#">Asus GTX 650 FML II EC-EGPU</a>	720	1250	NA	NA

CPU  
Benchmarks

Video Card  
Benchmarks

Hard Drive  
Benchmarks

Memory  
Benchmarks

PC  
Benchmarks

Software  
Marketshare

Database  
Benchmarks

Android  
Benchmarks

iOS  
Benchmarks

Videocard Name	Passmark G3D Mark (higher is better)	Rank (lower is better)	Videocard Value (higher is better)	Price (USD)
<u>BASISDISPLAY</u>	1007	577	NA	NA
<u>Barco MXRT 1450</u>	205	1791	NA	NA
<u>Barco MXRT 2600</u>	900	1094	<a href="#">4.52</a>	<a href="#">\$199.00*</a>
<u>Barco MXRT 5400</u>	1161	953	<a href="#">5.72</a>	<a href="#">\$203.00*</a>
<u>Barco MXRT 5450</u>	1079	991	<a href="#">5.40</a>	<a href="#">\$199.99*</a>
<u>Barco MXRT 5500</u>	2701	542	<a href="#">9.04</a>	<a href="#">\$299.00*</a>
<u>Barco MXRT 5600</u>	2465	585	<a href="#">3.50</a>	<a href="#">\$704.00*</a>
<u>Barco MXRT 7100</u>	180	1816	NA	NA
<u>Barco MXRT 7400</u>	900	1093	<a href="#">9.10</a>	<a href="#">\$99.00*</a>
<u>Barco MXRT 7500</u>	3753	436	<a href="#">12.55</a>	<a href="#">\$299.00*</a>
<u>Barco MXRT 7600</u>	4943	356	<a href="#">8.20</a>	<a href="#">\$602.59*</a>
<u>BASICDISPLAY</u>	69	2086	NA	NA
<u>Citrix Indirect Display Adapter</u>	4446	389	NA	NA
<u>CMP 40HX</u>	11071	155	NA	NA
<u>CONNECT 3D RADEON X300</u>	36	2204	NA	NA
<u>Custom GPU 0405</u>	2754	531	NA	NA
<u>Dell 8100</u>	2	2446	<a href="#">0.00</a>	<a href="#">\$999.11*</a>
<u>Dell 8200</u>	4	2383	NA	NA
<u>Diamond X1300-PCIE 256MB</u>	70	2083	NA	NA
<u>EAH5450</u>	134	1891	<a href="#">1.22</a>	<a href="#">\$109.99*</a>
<u>EIZO Quadro MED-XN51LP</u>	5048	347	NA	NA
<u>Embedded Radeon E9173</u>	1798	750	NA	NA
<u>Eng Sample: 100-000000261-50_Y</u>	2859	518	NA	NA
<u>Extreme AX850 PRO</u>	120	1926	NA	NA
<u>FireGL T2-128</u>	30	2236	NA	NA
<u>FireGL V3100</u>	52	2136	NA	NA
<u>FireGL V3200</u>	84	2036	NA	NA
<u>FireGL V3300</u>	70	2081	NA	NA
<u>FireGL V3350</u>	68	2092	NA	NA
<u>FireGL V3400</u>	103	1984	NA	NA
<u>FireGL V3600</u>	179	1817	<a href="#">1.12</a>	<a href="#">\$160.99*</a>
Videocard Name	Passmark G3D Mark (higher is better)	Rank (lower is better)	Videocard Value (higher is better)	<a href="#">14.96*</a>
				<a href="#">33.40*</a>
<u>FireGL V5600</u>	341	1654	<a href="#">1.52</a>	<a href="#">\$225.00*</a>

CPU  
Benchmarks

Video Card  
Benchmarks

Videocard Name	Passmark G3D Mark (higher is better)	Rank (lower is better)	Videocard Value (higher is better)	Price (USD)
FireGL V7200	110	1903	NA	NA
FireGL V7300	128	1903	<a href="#">0.11</a>	<a href="#">\$1,189.99*</a>
FireGL V7350	110	1961	<a href="#">0.93</a>	<a href="#">\$119.42*</a>
FireGL V7600	615	1359	NA	NA
FireGL V7700	660	1305	<a href="#">9.43</a>	<a href="#">\$69.99*</a>
FireGL V8600	838	1132	NA	NA
FireGL V8650	550	1444	<a href="#">1.84</a>	<a href="#">\$298.99*</a>
FireGL X1	59	2121	NA	NA
FireMV 2200 PCI	1	2462	NA	NA
FireMV 2200 PCIe	36	2206	<a href="#">0.40</a>	<a href="#">\$89.99*</a>
FireMV 2250	45	2163	<a href="#">0.44</a>	<a href="#">\$104.00*</a>
FireMV 2260	117	1933	<a href="#">1.33</a>	<a href="#">\$88.08*</a>
FireMV 2400 PCIe	11	2301	NA	NA
FireMV 2450	73	2069	NA	NA
FirePro 3D V3700	178	1820	<a href="#">2.10</a>	<a href="#">\$84.99*</a>
FirePro 3D V3750	341	1653	<a href="#">6.71</a>	<a href="#">\$50.88*</a>
FirePro 3D V3800	472	1535	<a href="#">3.15</a>	<a href="#">\$149.99*</a>
FirePro 3D V4800	853	1121	<a href="#">5.33</a>	<a href="#">\$159.99*</a>
FirePro 3D V5700	546	1447	<a href="#">1.71</a>	<a href="#">\$319.99*</a>
FirePro 3D V5800	1231	922	<a href="#">6.04</a>	<a href="#">\$204.00*</a>
FirePro 3D V7750	545	1452	<a href="#">1.56</a>	<a href="#">\$350.00*</a>
FirePro 3D V7800	1867	728	<a href="#">3.11</a>	<a href="#">\$599.99*</a>
FirePro 3D V8700	1206	931	<a href="#">7.09</a>	<a href="#">\$170.07*</a>
FirePro 3D V8750	1271	906	<a href="#">1.03</a>	<a href="#">\$1,230.99*</a>
FirePro 3D V8800	2437	589	<a href="#">5.74</a>	<a href="#">\$424.99*</a>
FirePro 3D V9800	2811	525	<a href="#">1.13</a>	<a href="#">\$2,499.00*</a>
FirePro 2260	112	1951	NA	NA
FirePro 2270	144	1865	<a href="#">1.08</a>	<a href="#">\$134.00*</a>
FirePro 2450	51	2143	<a href="#">0.57</a>	<a href="#">\$89.99*</a>
FirePro 2460	170	1829	<a href="#">2.03</a>	<a href="#">\$83.99*</a>
FirePro M2000	423	1585	NA	NA
FirePro M4000	1610	803	<a href="#">22.11</a>	<a href="#">\$72.83*</a>
FirePro M4000 Mobility Pro	1639	794	NA	NA
FirePro M4170	1119	967	NA	NA

CPU  
Benchmarks

Video Card  
Benchmarks

Videocard Name	Passmark G3D Mark (higher is better)	Rank (lower is better)	Videocard Value (higher is better)	Price (USD)
FirePro M5950	1314	892	NA	NA
FirePro M6000	1820	744	<a href="#">5.58</a>	<a href="#">\$325.99*</a>
FirePro M6000 Mobility Pro	1750	762	NA	NA
FirePro M6100	2147	653	NA	NA
FirePro M6100 FireGL V	2749	532	NA	NA
FirePro M7740	665	1300	NA	NA
FirePro M40003	1364	877	NA	NA
Videocard Name	Passmark G3D Mark (higher is better)	Rank (lower is better)	Videocard Value (higher is better)	Price (USD)
FirePro R5000	2646	554	<a href="#">24.06</a>	<a href="#">\$109.99*</a>
FirePro RG220	335	1661	<a href="#">0.52</a>	<a href="#">\$650.18*</a>
FirePro S7000	4523	381	<a href="#">18.35</a>	<a href="#">\$246.54*</a>
FirePro S7150	2726	536	<a href="#">1.61</a>	<a href="#">\$1,697.99*</a>
FirePro S9000	5059	346	NA	NA
FirePro S9050	4901	359	NA	NA
FirePro S10000	4768	366	NA	NA
FirePro V3800	320	1675	<a href="#">2.57</a>	<a href="#">\$124.99*</a>
FirePro V3900	649	1317	<a href="#">2.73</a>	<a href="#">\$238.44*</a>
FirePro V4900	977	1042	<a href="#">6.51</a>	<a href="#">\$149.99*</a>
FirePro V5700	464	1546	<a href="#">2.47</a>	<a href="#">\$188.06*</a>
FirePro V5800	1178	944	<a href="#">22.23</a>	<a href="#">\$53.00*</a>
FirePro V5900	1269	907	<a href="#">14.77</a>	<a href="#">\$86.00*</a>
FirePro V7000	3161	494	NA	NA
FirePro V7800	2028	681	<a href="#">10.68</a>	<a href="#">\$190.00*</a>
FirePro V7900	2304	617	<a href="#">12.13</a>	<a href="#">\$190.00*</a>
FirePro V8700	1538	828	<a href="#">9.75</a>	<a href="#">\$157.88*</a>
FirePro V8800	2280	621	<a href="#">11.52</a>	<a href="#">\$198.00*</a>
FirePro V9800	2726	537	<a href="#">5.75</a>	<a href="#">\$474.00*</a>
FirePro W600	1661	787	<a href="#">4.00</a>	<a href="#">\$414.99*</a>
FirePro W2100	891	1100	<a href="#">15.11</a>	<a href="#">\$59.00*</a>
FirePro W4100	1549	822	<a href="#">8.42</a>	<a href="#">\$184.00*</a>
FirePro W4170M	1031	1010	NA	NA
				<a href="#">39.99*</a>
FirePro W5000	2964	511	<a href="#">16.11</a>	<a href="#">\$184.00*</a>



CPU  
Benchmarks

Video Card  
Benchmarks

Videocard Name				Passmark G3D Mark (higher is better)	Rank (lower is better)	Videocard Value (higher is better)	Price (USD)
Hard Drive Benchmarks	Memory Benchmarks	PC Benchmarks	Software Marketshare	Database Benchmarks	Android Benchmarks	iOS Benchmarks	
<a href="#">FirePro W5170M</a>				1715	774	NA	NA
<a href="#">FirePro W6150M</a>				2358	605	NA	NA
<a href="#">FirePro W7000</a>				4260	400	<a href="#">15.32</a>	<a href="#">\$278.05*</a>
<a href="#">FirePro W7000 Adapter</a>				4361	393	NA	NA
<a href="#">FirePro W7100</a>				5316	323	<a href="#">13.66</a>	<a href="#">\$389.30*</a>
<a href="#">FirePro W7170M</a>				3161	495	NA	NA
<a href="#">FirePro W8000</a>				4095	410	<a href="#">7.15</a>	<a href="#">\$573.00*</a>
<a href="#">FirePro W8100</a>				7279	244	<a href="#">10.34</a>	<a href="#">\$704.00*</a>
<a href="#">FirePro W9000</a>				6138	285	<a href="#">7.26</a>	<a href="#">\$845.00*</a>
<a href="#">FirePro W9100</a>				7927	226	<a href="#">4.58</a>	<a href="#">\$1,729.99*</a>
<a href="#">FireStream 9170</a>				647	1319	NA	NA
<a href="#">FireStream 9250</a>				1164	947	NA	NA
<a href="#">FireStream 9270</a>				1341	885	NA	NA
<a href="#">FireStream 9370</a>				2528	575	NA	NA
<a href="#">GeCube RADEON 7000</a>				8	2310	NA	NA
<a href="#">GeForce2 Go</a>				4	2387	NA	NA
<a href="#">GeForce2 GTS/GeForce2 Pro</a>				3	2392	NA	NA
<a href="#">GeForce2 Integrated GPU</a>				4	2382	NA	NA
<a href="#">GeForce2 MX</a>				2	2432	NA	NA
<a href="#">GeForce2 MX 100/200</a>				3	2416	NA	NA
<a href="#">GeForce2 MX with DVI-D and TV-out</a>				4	2366	NA	NA
Videocard Name				Passmark G3D Mark (higher is better)	Rank (lower is better)	Videocard Value (higher is better)	Price (USD)
<a href="#">GeForce2 MX with TV Out</a>				2	2440	NA	NA
<a href="#">GeForce2 MX/MX 400</a>				3	2394	NA	NA
<a href="#">GeForce2 Ti</a>				4	2374	NA	NA
<a href="#">GeForce2 Ultra</a>				6	2332	NA	NA
<a href="#">GeForce3</a>				4	2363	NA	NA
<a href="#">GeForce3 Ti 200</a>				4	2389	NA	NA
<a href="#">GeForce3 Ti 500</a>				2	2442	NA	NA
<a href="#">GeForce4 420 Go</a>				3	2413	NA	NA
<a href="#">GeForce4 420 Go 32M</a>				5	2353	NA	NA
<a href="#">GeForce4 440 Go 64M</a>				5	2338	NA	NA

CPU  
Benchmarks

Video Card  
Benchmarks

Videocard Name	Passmark G3D Mark (higher is better)	Rank (lower is better)	Videocard Value (higher is better)	Price (USD)
GeForce 7200 GS	3	2000	NA	NA
GeForce4 MX 420	4	2367	NA	NA
GeForce4 MX 440	4	2377	NA	NA
GeForce4 MX 440 with AGP8X	4	2364	NA	NA
GeForce4 MX 440SE	4	2376	NA	NA
GeForce4 MX 460	4	2386	NA	NA
GeForce4 MX 4000	4	2380	NA	NA
GeForce4 MX Integrated GPU	6	2330	NA	NA
GeForce4 Ti 4200	5	2349	NA	NA
GeForce4 Ti 4400	7	2323	NA	NA
GeForce4 Ti 4600	5	2351	<a href="#">0.10</a>	<a href="#">\$53.99*</a>
GeForce4 Ti 4800	5	2340	NA	NA
GeForce4 Ti 4800 SE	6	2326	NA	NA
GeForce9400M	105	1975	NA	NA
GeForce 205	126	1908	NA	NA
GeForce 210	102	1986	<a href="#">1.90</a>	<a href="#">\$54.15*</a>
GeForce 240M GT	319	1678	NA	NA
GeForce 256	5	2358	<a href="#">0.12</a>	<a href="#">\$42.04*</a>
GeForce 305M	150	1850	NA	NA
GeForce 310	119	1927	<a href="#">1.11</a>	<a href="#">\$108.35*</a>
GeForce 310M	110	1960	NA	NA
GeForce 315	158	1843	<a href="#">4.80</a>	<a href="#">\$32.99*</a>
GeForce 315M	114	1943	NA	NA
GeForce 320M	209	1783	NA	NA
GeForce 405	120	1925	<a href="#">4.89</a>	<a href="#">\$24.64*</a>
GeForce 410M	251	1740	NA	NA
GeForce 505	119	1928	<a href="#">1.04</a>	<a href="#">\$115.06*</a>
GeForce 510	259	1733	<a href="#">3.71</a>	<a href="#">\$69.99*</a>
GeForce 605	308	1684	<a href="#">2.25</a>	<a href="#">\$136.83*</a>
GeForce 610M	292	1699	NA	NA
GeForce 615	545	1449	NA	NA
GeForce 705M	455	1557	NA	NA
GeForce 710A	475	1528	NA	NA
GeForce 730A	771	1197	NA	NA

CPU  
Benchmarks

Video Card  
Benchmarks

Hard Drive  
Benchmarks

Memory  
Benchmarks

PC  
Benchmarks

Software  
Marketshare

Database  
Benchmarks

Android  
Benchmarks

iOS  
Benchmarks

Videocard Name	Passmark G3D Mark (higher is better)	Rank (lower is better)	Videocard Value (higher is better)	Price (USD)
<u>GeForce 770M</u>	3245	486	<a href="#">18.34</a>	<a href="#">\$176.99*</a>
<u>GeForce 800A</u>	476	1526	NA	NA
<u>GeForce 800M</u>	469	1538	NA	NA
<u>GeForce 810A</u>	622	1351	NA	NA
<u>GeForce 810M</u>	410	1595	NA	NA
<u>GeForce 820A</u>	554	1440	NA	NA
<u>GeForce 820M</u>	506	1497	NA	NA
<u>GeForce 825M</u>	783	1183	NA	NA
<u>GeForce 830A</u>	1138	960	NA	NA
<u>GeForce 830M</u>	1006	1024	NA	NA
<u>GeForce 840A</u>	1179	943	NA	NA
<u>GeForce 840M</u>	1081	989	NA	NA
<u>GeForce 845M</u>	1506	838	NA	NA
<u>GeForce 910M</u>	591	1393	NA	NA
<u>GeForce 920A</u>	849	1125	NA	NA
<u>GeForce 920M</u>	726	1244	NA	NA
<u>GeForce 920MX</u>	1084	986	NA	NA
<u>GeForce 930A</u>	1325	888	NA	NA
<u>GeForce 930M</u>	1014	1021	NA	NA
<u>GeForce 930MX</u>	1298	902	NA	NA
<u>GeForce 940A</u>	1144	958	NA	NA
<u>GeForce 940M</u>	1118	968	NA	NA
<u>GeForce 940MX</u>	1509	834	NA	NA
<u>GeForce 945A</u>	1852	733	NA	NA
<u>GeForce 945M</u>	2063	673	NA	NA
<u>GeForce 999 GTX</u>	83	2043	NA	NA
<u>GeForce 6100</u>	27	2248	NA	NA
<u>GeForce 6100 nForce 400</u>	25	2257	NA	NA
<u>GeForce 6100 nForce 405</u>	29	2241	NA	NA
<u>GeForce 6100 nForce 420</u>	25	2256	NA	NA
<u>GeForce 6100 nForce 430</u>	23	2270	NA	NA
<u>GeForce 6150</u>	21	2273	<a href="#">0.07</a>	<a href="#">\$329.00*</a>
<u>GeForce 6150SE nForce 430</u>	30	2238	NA	NA

CPU  
Benchmarks

Video Card  
Benchmarks

Hard Drive  
Benchmarks

Memory  
Benchmarks

PC  
Benchmarks

Software  
Marketshare

Database  
Benchmarks

Android  
Benchmarks

iOS  
Benchmarks

Videocard Name	Passmark G3D Mark (higher is better)	Rank (lower is better)	Videocard Value (higher is better)	Price (USD)
<u>GeForce 6200 / LE</u>	28	2244	<a href="#">0.69</a>	<a href="#">\$41.24*</a>
<u>GeForce 6200 TurboCache</u>	53	2135	NA	NA
<u>GeForce 6200A</u>	3	2403	<a href="#">0.07</a>	<a href="#">\$54.99*</a>
<u>GeForce 6200SE TurboCache</u>	37	2202	NA	NA
<u>GeForce 6500</u>	38	2195	NA	NA
<u>GeForce 6600</u>	85	2035	<a href="#">0.32</a>	<a href="#">\$264.00*</a>
<u>GeForce 6600 GT</u>	137	1882	<a href="#">2.11</a>	<a href="#">\$64.95*</a>
<u>GeForce 6600 LE</u>	51	2142	NA	NA
<u>GeForce 6610 XL</u>	88	2031	NA	NA
<u>GeForce 6700 XL</u>	95	2009	NA	NA
<u>GeForce 6800</u>	112	1952	<a href="#">0.20</a>	<a href="#">\$559.29*</a>
<u>GeForce 6800 GS</u>	188	1810	NA	NA
Videocard Name	Passmark G3D Mark (higher is better)	Rank (lower is better)	Videocard Value (higher is better)	Price (USD)
<u>GeForce 6800 GS/XT</u>	102	1987	NA	NA
<u>GeForce 6800 GT</u>	142	1868	NA	NA
<u>GeForce 6800 LE</u>	109	1964	NA	NA
<u>GeForce 6800 Ultra</u>	138	1876	NA	NA
<u>GeForce 6800 XE</u>	58	2122	NA	NA
<u>GeForce 6800 XT</u>	123	1916	NA	NA
<u>GeForce 7000M</u>	13	2294	NA	NA
<u>GeForce 7000M / nForce 610M</u>	12	2295	NA	NA
<u>GeForce 7025 / nForce 630a</u>	32	2229	NA	NA
<u>GeForce 7050 / nForce 610i</u>	25	2258	NA	NA
<u>GeForce 7050 / nForce 620i</u>	41	2180	NA	NA
<u>GeForce 7050 / nForce 630i</u>	37	2198	NA	NA
<u>GeForce 7050 PV / nForce 630a</u>	31	2234	NA	NA
<u>GeForce 7100 / nForce 620i</u>	26	2252	NA	NA
<u>GeForce 7100 / nForce 630i</u>	35	2210	NA	NA
<u>GeForce 7100 GS</u>	48	2155	NA	NA
<u>GeForce 7150 / nForce 630i</u>	33	2226	NA	NA
<u>GeForce 7150M / nForce 630M</u>	18	2281	NA	NA
<u>GeForce 7300 GT</u>	136	1886	<a href="#">0.91</a>	<a href="#">\$149.99*</a>

CPU  
Benchmarks

Video Card  
Benchmarks

Videocard Name	Passmark G3D Mark (higher is better)	Rank (lower is better)	Videocard Value (higher is better)	Price (USD)
GeForce 7000 SE	33	2100	NA	NA
GeForce 7300 SE/7200 GS	47	2156	NA	NA
GeForce 7350 LE	74	2068	NA	NA
GeForce 7500 LE	89	2030	NA	NA
GeForce 7600 GS	157	1844	<a href="#">0.90</a>	<a href="#">\$175.00*</a>
GeForce 7600 GT	201	1797	<a href="#">1.01</a>	<a href="#">\$199.00*</a>
GeForce 7650 GS	134	1892	NA	NA
GeForce 7800 GS	177	1821	NA	NA
GeForce 7800 GT	244	1748	<a href="#">3.05</a>	<a href="#">\$80.00*</a>
GeForce 7800 GTX	290	1702	<a href="#">4.06</a>	<a href="#">\$71.60*</a>
GeForce 7900 GS	253	1738	NA	NA
GeForce 7900 GT	258	1735	<a href="#">1.30</a>	<a href="#">\$199.00*</a>
GeForce 7900 GT/GTO	247	1745	NA	NA
GeForce 7900 GTX	387	1616	NA	NA
GeForce 7950 GT	344	1650	<a href="#">1.69</a>	<a href="#">\$203.99*</a>
GeForce 7950 GX2	201	1796	<a href="#">3.67</a>	<a href="#">\$54.99*</a>
GeForce 7950 Xtreme	287	1705	NA	NA
GeForce 8100 / nForce 720a	79	2061	NA	NA
GeForce 8200	155	1845	NA	NA
GeForce 8200M G	64	2107	NA	NA
GeForce 8300	101	1992	<a href="#">4.48</a>	<a href="#">\$22.68*</a>
GeForce 8300 GS	100	1994	NA	NA
GeForce 8400	81	2053	<a href="#">0.14</a>	<a href="#">\$589.99*</a>
GeForce 8400 GS	145	1864	<a href="#">1.69</a>	<a href="#">\$85.97*</a>
GeForce 8400 SE	68	2093	NA	NA
GeForce 8400M G	58	2123	NA	NA
GeForce 8400M GS	112	1954	<a href="#">1.44</a>	<a href="#">\$78.20*</a>
Videocard Name	Passmark G3D Mark (higher is better)	Rank (lower is better)	Videocard Value (higher is better)	Price (USD)
GeForce 8400M GT	66	2102	NA	NA
GeForce 8500 GT	123	1914	NA	NA
GeForce 8600 GS	91	2022	NA	NA
GeForce 8600 GT	116	1935	<a href="#">0.60</a>	<a href="#">\$196.00*</a>
				<a href="#">11.99*</a>
GeForce 8600M GT	89	2028	<a href="#">0.83</a>	<a href="#">\$108.10*</a>

CPU  
Benchmarks

Video Card  
Benchmarks

Videocard Name	Passmark G3D Mark (higher is better)	Rank (lower is better)	Videocard Value (higher is better)	Price (USD)
GeForce 8800 GT	501	1502	7.17	\$69.99*
GeForce 8800 GTS	426	1582	5.33	\$79.99*
GeForce 8800 GTS 512	575	1416	NA	NA
GeForce 8800 GTX	595	1388	4.96	\$119.99*
GeForce 8800 Ultra	642	1325	NA	NA
GeForce 8800M GTS	382	1617	NA	NA
GeForce 8800M GTX	462	1548	NA	NA
GeForce 9100	81	2047	NA	NA
GeForce 9100M G	68	2094	NA	NA
GeForce 9200	165	1838	NA	NA
GeForce 9200M GE	143	1866	NA	NA
GeForce 9200M GS	111	1958	NA	NA
GeForce 9300	126	1906	2.15	\$59.00*
GeForce 9300 / nForce 730i	128	1900	NA	NA
GeForce 9300 GE	76	2064	3.32	\$22.99*
GeForce 9300 GS	102	1988	1.71	\$59.95*
GeForce 9300 SE	81	2051	NA	NA
GeForce 9300GE	97	2003	1.01	\$97.20*
GeForce 9300M G	84	2038	NA	NA
GeForce 9300M GS	89	2027	2.07	\$43.42*
GeForce 9400	98	1997	NA	NA
GeForce 9400 GT	114	1948	0.71	\$159.99*
GeForce 9400M	67	2097	NA	NA
GeForce 9400M G	67	2098	NA	NA
GeForce 9450	104	1978	NA	NA
GeForce 9500 GS	171	1826	NA	NA
GeForce 9500 GT	146	1860	1.71	\$85.99*
GeForce 9500M	103	1983	1.02	\$101.20*
GeForce 9500M G	121	1922	NA	NA
GeForce 9500M GS	102	1989	NA	NA
GeForce 9600 GS	281	1715	NA	NA
GeForce 9600 GSO	339	1657	6.79	\$49.99*
				1.99*
GeForce 9600M GS	117	1932	NA	NA

CPU  
Benchmarks

Video Card  
Benchmarks

Videocard Name	Passmark G3D Mark (higher is better)	Rank (lower is better)	Videocard Value (higher is better)	Price (USD)
GeForce 9650M GS / GeForce GT 220M	270	1721	NA	NA
GeForce 9650M GS	270	1721	NA	NA
GeForce 9650M GT	137	1885	<a href="#">1.17</a>	<a href="#">\$117.30*</a>
GeForce 9700M GT	208	1786	NA	NA
Videocard Name	Passmark G3D Mark (higher is better)	Rank (lower is better)	Videocard Value (higher is better)	Price (USD)
GeForce 9700M GTS	278	1717	NA	NA
GeForce 9800 GT	469	1537	<a href="#">6.27</a>	<a href="#">\$74.99*</a>
GeForce 9800 GT 1024MB	134	1890	NA	NA
GeForce 9800 GTX	769	1201	<a href="#">10.26</a>	<a href="#">\$74.99*</a>
GeForce 9800 GTX+	506	1496	NA	NA
GeForce 9800 GTX/9800 GTX+	608	1369	<a href="#">6.76</a>	<a href="#">\$89.99*</a>
GeForce 9800 GX2	797	1174	<a href="#">4.09</a>	<a href="#">\$195.00*</a>
GeForce 9800 S	635	1330	NA	NA
GeForce 9800M GS	460	1551	NA	NA
GeForce 9800M GT	381	1618	NA	NA
GeForce 9800M GTS	401	1607	NA	NA
GeForce 9800M GTX	454	1558	<a href="#">1.38</a>	<a href="#">\$328.50*</a>
GeForce FX 5100	7	2318	NA	NA
GeForce FX 5200	7	2321	<a href="#">0.06</a>	<a href="#">\$129.00*</a>
GeForce FX 5200 Ultra	12	2298	NA	NA
GeForce FX 5200LE	7	2324	<a href="#">0.16</a>	<a href="#">\$42.99*</a>
GeForce FX 5200SE	11	2300	NA	NA
GeForce FX 5500	8	2313	<a href="#">0.05</a>	<a href="#">\$153.97*</a>
GeForce FX 5600	12	2296	NA	NA
GeForce FX 5600 Ultra	17	2287	NA	NA
GeForce FX 5600XT	9	2309	NA	NA
GeForce FX 5700	40	2182	NA	NA
GeForce FX 5700 Ultra	34	2217	NA	NA
GeForce FX 5700LE	24	2262	NA	NA
GeForce FX 5700VE	33	2225	NA	NA
GeForce FX 5900	34	2214	NA	NA
GeForce FX 5900 Ultra	41	2181	NA	NA
GeForce FX 5950 Ultra	59	2120	NA	NA

CPU  
Benchmarks

Video Card  
Benchmarks

Hard Drive  
Benchmarks

Memory  
Benchmarks

PC  
Benchmarks

Software  
Marketshare

Database  
Benchmarks

Android  
Benchmarks

iOS  
Benchmarks

Videocard Name	Passmark G3D Mark (higher is better)	Rank (lower is better)	Videocard Value (higher is better)	Price (USD)
<u>GeForce FX 5600</u>	15	2200	NA	NA
<u>GeForce FX Go5700</u>	51	2141	NA	NA
<u>GeForce FX Go 5200</u>	8	2311	NA	NA
<u>GeForce FX Go 5600</u>	17	2285	NA	NA
<u>GeForce G100</u>	123	1912	<a href="#">6.20</a>	<a href="#">\$19.99*</a>
<u>GeForce G102M</u>	167	1834	NA	NA
<u>GeForce G105M</u>	107	1970	NA	NA
<u>GeForce G200</u>	136	1887	NA	NA
<u>GeForce G205M</u>	91	2024	NA	NA
<u>GeForce G210</u>	98	1998	<a href="#">0.80</a>	<a href="#">\$122.12*</a>
<u>GeForce G210M</u>	115	1941	NA	NA
<u>GeForce G 103M</u>	63	2110	NA	NA
<u>GeForce G 105M</u>	62	2111	NA	NA
<u>GeForce Go 6100</u>	17	2284	NA	NA
<u>GeForce Go 6150</u>	19	2277	NA	NA
<u>GeForce Go 6200</u>	15	2291	NA	NA
<u>GeForce Go 6400</u>	24	2263	NA	NA
<u>GeForce Go 6600</u>	69	2087	NA	NA
Videocard Name	Passmark G3D Mark (higher is better)	Rank (lower is better)	Videocard Value (higher is better)	Price (USD)
<u>GeForce Go 6600 TE/6200 TE</u>	44	2167	NA	NA
<u>GeForce Go 6800</u>	106	1974	NA	NA
<u>GeForce Go 6800 Ultra</u>	137	1879	NA	NA
<u>GeForce Go 7200</u>	45	2165	NA	NA
<u>GeForce Go 7300</u>	52	2138	NA	NA
<u>GeForce Go 7400</u>	65	2106	NA	NA
<u>GeForce Go 7600</u>	127	1904	NA	NA
<u>GeForce Go 7600 GT</u>	210	1781	NA	NA
<u>GeForce Go 7700</u>	147	1857	NA	NA
<u>GeForce Go 7800</u>	114	1945	NA	NA
<u>GeForce Go 7800 GTX</u>	209	1784	NA	NA
<u>GeForce Go 7900 GS</u>	176	1822	NA	NA
<u>GeForce Go 7900 GTX</u>	270	1720	NA	NA
<u>GeForce GT625M</u>	457	1555	NA	NA





CPU  
Benchmarks

Video Card  
Benchmarks

Videocard Name	Passmark G3D Mark (higher is better)	Rank (lower is better)	Videocard Value (higher is better)	Price (USD)
GeForce GT 600M	300	1687	2.17	\$139.99*
GeForce GT 610	304	1687	2.17	\$139.99*
GeForce GT 610M / GT 620M / GT 710M / GT 720M / GT	368	1630	NA	NA
GeForce GT 620	367	1632	2.39	\$154.00*
GeForce GT 620M	439	1573	NA	NA
GeForce GT 625	338	1658	NA	NA
GeForce GT 625M	453	1560	NA	NA
GeForce GT 630	683	1282	4.65	\$147.01*
GeForce GT 630M	545	1451	NA	NA
GeForce GT 635	836	1135	12.49	\$66.94*
GeForce GT 635M	566	1428	NA	NA
GeForce GT 640	1180	942	10.73	\$109.99*
GeForce GT 640M	913	1084	NA	NA
GeForce GT 640M LE	669	1296	0.79	\$849.99*
GeForce GT 645	2005	688	NA	NA
GeForce GT 645M	918	1079	NA	NA
GeForce GT 650M	1204	934	NA	NA
GeForce GT 705	336	1660	1.13	\$296.76*
GeForce GT 710	631	1335	2.53	\$249.99*
GeForce GT 710M	445	1568	NA	NA
GeForce GT 720	611	1365	6.11	\$99.99*
GeForce GT 720A	600	1381	NA	NA
GeForce GT 720M	465	1541	NA	NA
GeForce GT 730	827	1146	7.52	\$109.99*
GeForce GT 730A	742	1231	NA	NA
GeForce GT 730M	813	1161	NA	NA
GeForce GT 735M	625	1349	NA	NA
GeForce GT 740	1493	842	6.30	\$236.99*
GeForce GT 740A	667	1297	NA	NA
GeForce GT 740M	789	1179	NA	NA
GeForce GT 745A	1201	937	NA	NA
GeForce GT 745M	1095	981	NA	NA
GeForce GT 750M	1306	898	NA	NA
GeForce GT 1030	2489	579	22.63	\$109.99

CPU  
Benchmarks

Video Card  
Benchmarks

Hard Drive  
Benchmarks

Memory  
Benchmarks

PC  
Benchmarks

Software  
Marketshare

Database  
Benchmarks

Android  
Benchmarks

iOS  
Benchmarks

Videocard Name	Passmark G3D Mark (higher is better)	Rank (lower is better)	Videocard Value (higher is better)	Price (USD)
<u>GeForce GTS 100M</u>	570	1200	NA	NA
<u>GeForce GTS 240</u>	577	1411	<a href="#">8.88</a>	<a href="#">\$64.99*</a>
<u>GeForce GTS 250</u>	608	1370	<a href="#">8.69</a>	<a href="#">\$69.99*</a>
<u>GeForce GTS 250M</u>	569	1426	NA	NA
<u>GeForce GTS 350M</u>	407	1599	NA	NA
<u>GeForce GTS 360M</u>	656	1309	NA	NA
<u>GeForce GTS 450</u>	1313	894	<a href="#">16.42</a>	<a href="#">\$79.99*</a>
<u>GeForce GTX 260</u>	1229	924	<a href="#">15.36</a>	<a href="#">\$79.99*</a>
<u>GeForce GTX 260M</u>	379	1622	NA	NA
Videocard Name	Passmark G3D Mark (higher is better)	Rank (lower is better)	Videocard Value (higher is better)	Price (USD)
<u>GeForce GTX 275</u>	1414	868	<a href="#">3.28</a>	<a href="#">\$431.72*</a>
<u>GeForce GTX 280</u>	1259	909	<a href="#">2.41</a>	<a href="#">\$522.78*</a>
<u>GeForce GTX 280M</u>	575	1415	NA	NA
<u>GeForce GTX 285</u>	1515	832	<a href="#">12.63</a>	<a href="#">\$119.99*</a>
<u>GeForce GTX 285M</u>	650	1315	NA	NA
<u>GeForce GTX 295</u>	1188	941	<a href="#">7.43</a>	<a href="#">\$159.99*</a>
<u>GeForce GTX 460</u>	2260	632	<a href="#">25.12</a>	<a href="#">\$89.99*</a>
<u>GeForce GTX 460 SE</u>	2011	683	<a href="#">12.57</a>	<a href="#">\$159.99*</a>
<u>GeForce GTX 460 v2</u>	1927	707	<a href="#">9.64</a>	<a href="#">\$199.99*</a>
<u>GeForce GTX 460M</u>	1231	923	NA	NA
<u>GeForce GTX 465</u>	2683	549	<a href="#">13.76</a>	<a href="#">\$195.00*</a>
<u>GeForce GTX 470</u>	3077	502	<a href="#">51.30</a>	<a href="#">\$59.99*</a>
<u>GeForce GTX 470M</u>	1953	703	NA	NA
<u>GeForce GTX 480</u>	4040	412	<a href="#">23.77</a>	<a href="#">\$169.99*</a>
<u>GeForce GTX 480M</u>	1617	801	NA	NA
<u>GeForce GTX 485M</u>	2359	604	NA	NA
<u>GeForce GTX 550 Ti</u>	1533	830	<a href="#">15.33</a>	<a href="#">\$99.99*</a>
<u>GeForce GTX 555</u>	1571	817	NA	NA
<u>GeForce GTX 560</u>	2715	539	<a href="#">13.25</a>	<a href="#">\$205.00*</a>
<u>GeForce GTX 560 SE</u>	1914	714	<a href="#">21.27</a>	<a href="#">\$89.99*</a>
<u>GeForce GTX 560 Ti</u>	3032	505	<a href="#">23.33</a>	<a href="#">\$129.99*</a>
<u>GeForce GTX 560M</u>	1221	926	NA	NA
				<a href="#">49.99*</a>
<u>GeForce GTX 580</u>	4538	379	<a href="#">32.44</a>	<a href="#">\$139.92*</a>

CPU  
Benchmarks

Video Card  
Benchmarks

Hard Drive  
Benchmarks

Memory  
Benchmarks

PC  
Benchmarks

Software  
Marketshare

Database  
Benchmarks

Android  
Benchmarks

iOS  
Benchmarks

Videocard Name	Passmark G3D Mark (higher is better)	Rank (lower is better)	Videocard Value (higher is better)	Price (USD)
<u>GeForce GTX 630</u>	1869	726	NA	NA
<u>GeForce GTX 645</u>	1869	726	NA	NA
<u>GeForce GTX 650</u>	1752	760	<a href="#">15.93</a>	<a href="#">\$109.98*</a>
<u>GeForce GTX 650 Ti</u>	2535	572	<a href="#">27.25</a>	<a href="#">\$93.05*</a>
<u>GeForce GTX 650 Ti BOOST</u>	3349	478	NA	NA
<u>GeForce GTX 660</u>	3997	415	<a href="#">23.80</a>	<a href="#">\$167.95*</a>
<u>GeForce GTX 660 Ti</u>	4371	392	<a href="#">30.36</a>	<a href="#">\$144.00*</a>
<u>GeForce GTX 660M</u>	1441	856	<a href="#">18.25</a>	<a href="#">\$78.99*</a>
<u>GeForce GTX 670</u>	5308	324	<a href="#">27.36</a>	<a href="#">\$193.98*</a>
<u>GeForce GTX 670M</u>	1735	767	NA	NA
<u>GeForce GTX 670MX</u>	1920	711	NA	NA
<u>GeForce GTX 675M</u>	1924	708	NA	NA
<u>GeForce GTX 675MX</u>	2748	533	NA	NA
<u>GeForce GTX 680</u>	5536	312	<a href="#">13.88</a>	<a href="#">\$399.00*</a>
<u>GeForce GTX 680M</u>	3205	490	<a href="#">23.58</a>	<a href="#">\$135.99*</a>
<u>GeForce GTX 680M KY_Bullet Edition</u>	3568	452	NA	NA
<u>GeForce GTX 680MX</u>	4142	407	NA	NA
<u>GeForce GTX 690</u>	5598	306	<a href="#">19.92</a>	<a href="#">\$280.99*</a>
<u>GeForce GTX 745</u>	2148	652	<a href="#">7.54</a>	<a href="#">\$284.95*</a>
<u>GeForce GTX 750</u>	3357	474	<a href="#">41.98</a>	<a href="#">\$79.99*</a>
<u>GeForce GTX 750 Ti</u>	3902	423	<a href="#">44.29</a>	<a href="#">\$88.11*</a>
<u>GeForce GTX 760</u>	4776	365	<a href="#">32.06</a>	<a href="#">\$149.00*</a>
<u>GeForce GTX 760 Ti</u>	5145	340	<a href="#">17.30</a>	<a href="#">\$297.50*</a>
Videocard Name	Passmark G3D Mark (higher is better)	Rank (lower is better)	Videocard Value (higher is better)	Price (USD)
<u>GeForce GTX 760 Ti OEM</u>	5427	315	NA	NA
<u>GeForce GTX 760A</u>	1226	925	NA	NA
<u>GeForce GTX 760M</u>	1701	780	NA	NA
<u>GeForce GTX 765M</u>	2002	690	<a href="#">10.75</a>	<a href="#">\$186.30*</a>
<u>GeForce GTX 770</u>	5899	297	<a href="#">23.69</a>	<a href="#">\$249.00*</a>
<u>GeForce GTX 770M</u>	2790	528	<a href="#">20.22</a>	<a href="#">\$138.00*</a>
<u>GeForce GTX 775M</u>	3454	462	NA	NA
<u>GeForce GTX 780</u>	8023	222	<a href="#">28.66</a>	<a href="#">\$279.99*</a>
				<a href="#">39.99*</a>
				<a href="#">39.00*</a>
<u>GeForce GTX 850A</u>	1049	1002	NA	NA

CPU  
Benchmarks

Video Card  
Benchmarks

Hard Drive  
Benchmarks

Memory  
Benchmarks

PC  
Benchmarks

Software  
Marketshare

Database  
Benchmarks

Android  
Benchmarks

iOS  
Benchmarks

Videocard Name	Passmark G3D Mark (higher is better)	Rank (lower is better)	Videocard Value (higher is better)	Price (USD)
<u>GeForce GTX 660M - Mobile</u>	1001	500	NA	NA
<u>GeForce GTX 860M</u>	3052	504	<a href="#">26.77</a>	<a href="#">\$114.00*</a>
<u>GeForce GTX 870M</u>	3448	466	NA	NA
<u>GeForce GTX 880M</u>	3789	434	NA	NA
<u>GeForce GTX 950</u>	5344	322	<a href="#">37.64</a>	<a href="#">\$141.99*</a>
<u>GeForce GTX 950A</u>	2568	568	NA	NA
<u>GeForce GTX 950M</u>	2590	565	<a href="#">4.57</a>	<a href="#">\$567.00*</a>
<u>GeForce GTX 960</u>	6039	291	<a href="#">35.11</a>	<a href="#">\$172.00*</a>
<u>GeForce GTX 960A</u>	2410	594	NA	NA
<u>GeForce GTX 960M</u>	3397	471	<a href="#">2.91</a>	<a href="#">\$1,169.00*</a>
<u>GeForce GTX 965M</u>	3716	439	NA	NA
<u>GeForce GTX 970</u>	9642	177	<a href="#">40.52</a>	<a href="#">\$237.99*</a>
<u>GeForce GTX 970M</u>	5722	299	<a href="#">27.25</a>	<a href="#">\$209.99*</a>
<u>GeForce GTX 970XM FORCE</u>	6706	266	NA	NA
<u>GeForce GTX 980</u>	11129	154	<a href="#">45.00</a>	<a href="#">\$247.35*</a>
<u>GeForce GTX 980 Ti</u>	13838	105	<a href="#">21.19</a>	<a href="#">\$653.00</a>
<u>GeForce GTX 980M</u>	7379	243	<a href="#">25.45</a>	<a href="#">\$289.99*</a>
<u>GeForce GTX 1050</u>	5044	348	<a href="#">21.02</a>	<a href="#">\$239.99*</a>
<u>GeForce GTX 1050 3GB</u>	5115	342	NA	NA
<u>GeForce GTX 1050 (Mobile)</u>	4461	387	NA	NA
<u>GeForce GTX 1050 Ti</u>	6302	279	<a href="#">31.20</a>	<a href="#">\$202.00</a>
<u>GeForce GTX 1050 Ti (Mobile)</u>	5918	296	NA	NA
<u>GeForce GTX 1050 Ti with Max-Q Design</u>	5363	320	NA	NA
<u>GeForce GTX 1050 with Max-Q Design</u>	3931	420	NA	NA
<u>GeForce GTX 1060</u>	10070	169	<a href="#">35.97</a>	<a href="#">\$279.99*</a>
<u>GeForce GTX 1060 3GB</u>	9750	175	<a href="#">36.11</a>	<a href="#">\$269.99*</a>
<u>GeForce GTX 1060 5GB</u>	8946	199	<a href="#">18.33</a>	<a href="#">\$487.99*</a>
<u>GeForce GTX 1060 (Mobile)</u>	8160	217	NA	NA
<u>GeForce GTX 1060 with Max-Q Design</u>	7920	228	NA	NA
<u>GeForce GTX 1070</u>	13507	113	<a href="#">27.67</a>	<a href="#">\$488.09*</a>
<u>GeForce GTX 1070 (Mobile)</u>	10465	162	NA	NA
<u>GeForce GTX 1070 Ti</u>	14713	98	<a href="#">25.81</a>	<a href="#">\$569.99*</a>
<u>GeForce GTX 1070 with Max-Q Design</u>	10051	171	NA	NA
				<a href="#">12.79*</a>
				<a href="#">33.82*</a>
<u>GeForce GTX 1080 with Max-Q Design</u>	11570	149	NA	NA

Videocard Name	Passmark G3D Mark (higher is better)	Rank (lower is better)	Videocard Value (higher is better)	Price (USD)
<u>GeForce GTX 1650</u>	7856	230	<a href="#">52.38</a>	<a href="#">\$149.99</a>
<u>GeForce GTX 1650 (Mobile)</u>	6968	256	NA	NA
<u>GeForce GTX 1650 SUPER</u>	10110	168	<a href="#">35.43</a>	<a href="#">\$285.38*</a>
<u>GeForce GTX 1650 Ti</u>	7556	239	NA	NA
<u>GeForce GTX 1650 Ti with Max-Q Design</u>	6386	276	NA	NA
<u>GeForce GTX 1650 with Max-Q Design</u>	6102	287	NA	NA
<u>GeForce GTX 1660</u>	11725	147	<a href="#">54.02</a>	<a href="#">\$217.05</a>
<u>GeForce GTX 1660 SUPER</u>	12793	128	<a href="#">63.97</a>	<a href="#">\$199.99</a>
<u>GeForce GTX 1660 Ti</u>	12961	126	<a href="#">38.31</a>	<a href="#">\$338.36</a>
<u>GeForce GTX 1660 Ti (Mobile)</u>	10203	165	NA	NA
<u>GeForce GTX 1660 Ti with Max-Q Design</u>	8655	205	NA	NA
<u>GeForce GTX Titan</u>	8198	215	<a href="#">11.01</a>	<a href="#">\$745.00*</a>
<u>GeForce GTX TITAN Black</u>	9010	195	<a href="#">17.16</a>	<a href="#">\$524.99*</a>
<u>GeForce GTX TITAN X</u>	13086	122	<a href="#">11.93</a>	<a href="#">\$1,096.99*</a>
<u>GeForce GTX TITAN Z</u>	8986	197	<a href="#">5.93</a>	<a href="#">\$1,515.00*</a>
<u>GeForce MX110</u>	1453	853	NA	NA
<u>GeForce MX130</u>	1859	731	NA	NA
<u>GeForce MX150</u>	2279	623	<a href="#">38.44</a>	<a href="#">\$59.29*</a>
<u>GeForce MX230</u>	1835	737	NA	NA
<u>GeForce MX250</u>	2443	587	NA	NA
<u>GeForce MX330</u>	2472	582	NA	NA
<u>GeForce MX350</u>	2825	524	NA	NA
<u>GeForce MX450</u>	3730	438	NA	NA
<u>GeForce MX550</u>	4539	378	NA	NA
<u>GeForce MX570</u>	6040	290	NA	NA
<u>GeForce MX570 A</u>	6069	288	NA	NA
<u>GeForce PCX 5300</u>	6	2334	NA	NA
<u>GeForce PCX 5750</u>	34	2212	NA	NA
<u>GeForce PCX 5900</u>	34	2218	NA	NA
<u>GeForce RTX 2050</u>	7023	254	NA	NA
<u>GeForce RTX 2060</u>	14114	102	<a href="#">64.16</a>	<a href="#">\$219.99</a>
<u>GeForce RTX 2060 SUPER</u>	16588	73	<a href="#">41.47</a>	<a href="#">\$399.99</a>

CPU  
Benchmarks

Video Card  
Benchmarks

Hard Drive  
Benchmarks

Memory  
Benchmarks

PC  
Benchmarks

Software  
Marketshare

Database  
Benchmarks

Android  
Benchmarks

iOS  
Benchmarks

Videocard Name	Passmark G3D Mark (higher is better)	Rank (lower is better)	Videocard Value (higher is better)	Price (USD)
<u>GeForce RTX 2070</u>	12354	137	<a href="#">91.19</a>	<a href="#">\$919.99</a>
<u>GeForce RTX 2070 (Mobile)</u>	12354	137	NA	NA
<u>GeForce RTX 2070 SUPER</u>	18262	60	<a href="#">36.68</a>	<a href="#">\$497.95*</a>
<u>GeForce RTX 2070 Super with Max-Q Design</u>	13889	104	NA	NA
<u>GeForce RTX 2070 with Max-Q Design</u>	11900	143	NA	NA
<u>GeForce RTX 2080</u>	18814	54	<a href="#">23.50</a>	<a href="#">\$800.61*</a>
<u>GeForce RTX 2080 (Mobile)</u>	15107	93	NA	NA
<u>GeForce RTX 2080 SUPER</u>	19594	46	<a href="#">26.44</a>	<a href="#">\$740.99*</a>
<u>GeForce RTX 2080 Super with Max-Q Design</u>	13822	106	NA	NA
<u>GeForce RTX 2080 Ti</u>	21862	31	<a href="#">16.79</a>	<a href="#">\$1,302.11</a>
<u>GeForce RTX 2080 with Max-Q Design</u>	13186	120	<a href="#">6.28</a>	<a href="#">\$2,099.99*</a>
<u>GeForce RTX 3050</u>	12973	125	<a href="#">58.97</a>	<a href="#">\$219.99</a>
<u>GeForce RTX 3050 4GB Laptop GPU</u>	7016	255	NA	NA
<u>GeForce RTX 3050 6GB Laptop GPU</u>	10839	158	NA	NA
Videocard Name	Passmark G3D Mark (higher is better)	Rank (lower is better)	Videocard Value (higher is better)	Price (USD)
<u>GeForce RTX 3050 Laptop GPU</u>	9385	185	<a href="#">34.76</a>	<a href="#">\$269.99*</a>
<u>GeForce RTX 3050 OEM</u>	12118	142	NA	NA
<u>GeForce RTX 3050 Ti Laptop GPU</u>	10157	167	NA	NA
<u>GeForce RTX 3060</u>	17151	66	<a href="#">71.47</a>	<a href="#">\$239.99</a>
<u>GeForce RTX 3060 Laptop GPU</u>	13400	117	<a href="#">43.23</a>	<a href="#">\$309.99*</a>
<u>GeForce RTX 3060 Ti</u>	20598	37	<a href="#">66.45</a>	<a href="#">\$309.99</a>
<u>GeForce RTX 3070</u>	22483	27	<a href="#">49.31</a>	<a href="#">\$455.99</a>
<u>GeForce RTX 3070 Laptop GPU</u>	15540	84	NA	NA
<u>GeForce RTX 3070 Ti</u>	23773	22	<a href="#">39.62</a>	<a href="#">\$599.99</a>
<u>GeForce RTX 3070 Ti Laptop GPU</u>	18381	57	NA	NA
<u>GeForce RTX 3080</u>	25367	18	<a href="#">37.31</a>	<a href="#">\$679.99</a>
<u>GeForce RTX 3080 12GB</u>	26765	16	NA	NA
<u>GeForce RTX 3080 Laptop GPU</u>	16610	72	NA	NA
<u>GeForce RTX 3080 Ti</u>	27359	12	<a href="#">17.11</a>	<a href="#">\$1,598.97</a>
<u>GeForce RTX 3080 Ti Laptop GPU</u>	20346	38	NA	NA
<u>GeForce RTX 3090</u>	26925	14	<a href="#">15.28</a>	<a href="#">\$1,762.53</a>
<u>GeForce RTX 3090 Ti</u>	29868	7	<a href="#">18.36</a>	<a href="#">\$1,626.46*</a>
				<a href="#">99.99</a>
<u>GeForce RTX 4060 Laptop GPU</u>	18304	58	NA	NA

CPU  
Benchmarks

Video Card  
Benchmarks

Videocard Name	Passmark G3D Mark (higher is better)	Rank (lower is better)	Videocard Value (higher is better)	Price (USD)
GeForce RTX 4000 Ti 16GB	22104	20	79.99	\$799.99
GeForce RTX 4070	26886	15	48.89	\$549.99
GeForce RTX 4070 Laptop GPU	19681	45	NA	NA
GeForce RTX 4070 Ti	31654	4	39.57	\$799.99
GeForce RTX 4080	34883	2	31.77	\$1,098.00
GeForce RTX 4080 Laptop GPU	26643	17	NA	NA
GeForce RTX 4090	38981	1	24.36	\$1,599.99
GeForce RTX 4090 Laptop GPU	29013	9	NA	NA
GF117	554	1441	NA	NA
GRID GTX P40-6	4340	394	NA	NA
GRID K1	650	1314	1.65	\$395.00*
GRID K2	2736	535	0.61	\$4,449.99
GRID K120Q	293	1697	NA	NA
GRID K140Q	727	1243	NA	NA
GRID K160Q	628	1344	NA	NA
GRID K180Q	533	1466	NA	NA
GRID K220Q	912	1086	NA	NA
GRID K240Q	2541	571	NA	NA
GRID K260Q	2949	512	NA	NA
GRID K280Q	2839	521	NA	NA
GRID K520	3516	458	23.44	\$149.99*
GRID M6-0B	911	1087	NA	NA
GRID M6-1Q	2069	671	NA	NA
GRID M6-8Q	3568	453	NA	NA
GRID M10-0Q	913	1082	NA	NA
GRID M10-1B	2309	614	NA	NA
GRID M10-1Q	3351	476	NA	NA
GRID M10-2B	2333	610	NA	NA
Videocard Name	Passmark G3D Mark (higher is better)	Rank (lower is better)	Videocard Value (higher is better)	Price (USD)
GRID M10-2Q	2691	546	NA	NA
GRID M10-4Q	2976	508	NA	NA
GRID M10-8Q	2606	560	NA	NA
GRID M60-1B	4456	388	NA	NA



CPU  
Benchmarks

Video Card  
Benchmarks

Hard Drive  
Benchmarks

Memory  
Benchmarks

PC  
Benchmarks

Software  
Marketshare

Database  
Benchmarks

Android  
Benchmarks

iOS  
Benchmarks

Videocard Name	Passmark G3D Mark (higher is better)	Rank (lower is better)	Videocard Value (higher is better)	Price (USD)
<u><del>GRID M60-2Q</del></u>	3200	500	NA	NA
<u>GRID M60-4Q</u>	3831	433	NA	NA
<u>GRID M60-8A</u>	5523	313	NA	NA
<u>GRID M60-8Q</u>	3883	426	NA	NA
<u>GRID P6-2Q</u>	3925	421	NA	NA
<u>GRID P6-4Q</u>	4429	390	NA	NA
<u>GRID P40-2B</u>	3354	475	NA	NA
<u>GRID P40-2Q</u>	4843	361	NA	NA
<u>GRID P40-3Q</u>	681	1283	NA	NA
<u>GRID P40-4Q</u>	5364	319	NA	NA
<u>GRID P40-8Q</u>	8967	198	NA	NA
<u>GRID P40-24Q</u>	4727	369	NA	NA
<u>GRID P100-1B</u>	2223	641	NA	NA
<u>GRID P100-8Q</u>	3841	432	NA	NA
<u>GRID P100-16Q</u>	5944	294	NA	NA
<u>GRID RTX6000-1B</u>	8473	209	NA	NA
<u>GRID RTX6000P-6Q</u>	4777	364	NA	NA
<u>GRID T4-1Q</u>	2702	540	NA	NA
<u>GRID T4-2B</u>	2601	562	NA	NA
<u>GRID T4-2Q</u>	3450	464	NA	NA
<u>GRID T4-4Q</u>	3260	484	NA	NA
<u>GRID T4-8Q</u>	4518	382	NA	NA
<u>GRID V100-8Q</u>	16	2289	NA	NA
<u>GRID V100D-8Q</u>	4155	406	NA	NA
<u>GT 430</u>	223	1765	<a href="#">1.56</a>	<a href="#">\$142.88*</a>
<u>Incredible HD</u>	389	1615	NA	NA
<u>Incredible HD 4000</u>	517	1486	NA	NA
<u>Incredible HD 4600</u>	749	1218	NA	NA
<u>Intel 2nd Generation SandyBridge HD</u>	185	1812	NA	NA
<u>Intel 2nd Generation SandyBridge HD 3000</u>	205	1792	NA	NA
<u>Intel 4th Generation Haswell HD</u>	419	1592	NA	NA
<u>Intel 865 Embedded Controller</u>	3	2402	NA	NA
<u>Intel 915G,910G Express</u>	4	2391	NA	NA
<u>Intel 946GZ Embedded Chipset</u>	3	2417	NA	NA

CPU  
Benchmarks

Video Card  
Benchmarks

Hard Drive  
Benchmarks

Memory  
Benchmarks

PC  
Benchmarks

Software  
Marketshare

Database  
Benchmarks

Android  
Benchmarks

iOS  
Benchmarks

Videocard Name	Passmark G3D Mark (higher is better)	Rank (lower is better)	Videocard Value (higher is better)	Price (USD)
<u>Intel 82845G Controller</u>	2	2437	NA	NA
<u>Intel 82845G/GL/GE/PE/GV Controller</u>	2	2428	NA	NA
<u>Intel 82852/82855 GM/GME Controller</u>	1	2459	NA	NA
<u>Intel 82865G Controller</u>	4	2371	NA	NA
Videocard Name	Passmark G3D Mark (higher is better)	Rank (lower is better)	Videocard Value (higher is better)	Price (USD)
<u>Intel 82915G Express</u>	5	2344	NA	NA
<u>Intel 82915G/915GV/910GL</u>	3	2401	NA	NA
<u>Intel 82915G/GV/910GL Advanced v3.5</u>	2	2436	NA	NA
<u>Intel 82915G/GV/910GL Express</u>	3	2422	NA	NA
<u>Intel 82945G Express</u>	12	2299	NA	NA
<u>Intel 82945G Express-Chipsatzfamilie</u>	8	2316	NA	NA
<u>Intel - Express Chipset G41</u>	56	2130	NA	NA
<u>Intel - Express Chipset Q45/Q43</u>	57	2125	NA	NA
<u>Intel Arc A380</u>	4110	409	NA	NA
<u>Intel Arc A750</u>	8155	218	<a href="#">37.07</a>	<a href="#">\$219.99</a>
<u>Intel Arc A770</u>	8702	202	<a href="#">25.60</a>	<a href="#">\$339.99</a>
<u>Intel Arc A770M</u>	6955	259	NA	NA
<u>Intel Arc Pro A40/A50</u>	5223	333	NA	NA
<u>Intel Arc Pro A60</u>	9409	184	NA	NA
<u>Intel B43 Express Chipset</u>	109	1966	NA	NA
<u>Intel Coffee Lake UHD</u>	1158	954	NA	NA
<u>Intel Extreme Controller</u>	1	2450	NA	NA
<u>Intel G33/G31 Express</u>	54	2133	NA	NA
<u>Intel G35 Express</u>	3090	500	NA	NA
<u>Intel G41 Express Chipset</u>	95	2008	NA	NA
<u>Intel G41 Express-Chipsatz</u>	57	2127	NA	NA
<u>Intel G45/G43 Express Chipset</u>	88	2032	NA	NA
<u>Intel G45/G43/G41 Express Chipset</u>	67	2095	NA	NA
<u>Intel G965 Express</u>	222	1766	NA	NA
<u>Intel GMA 3150 Express</u>	2	2443	NA	NA
<u>Intel Haswell HD - GT1</u>	123	1917	NA	NA
<u>Intel HD 505</u>	351	1648	NA	NA

CPU  
Benchmarks

Video Card  
Benchmarks

Hard Drive  
Benchmarks

Memory  
Benchmarks

PC  
Benchmarks

Software  
Marketshare

Database  
Benchmarks

Android  
Benchmarks

iOS  
Benchmarks

Videocard Name	Passmark G3D Mark (higher is better)	Rank (lower is better)	Videocard Value (higher is better)	Price (USD)
<u><a href="#">Intel HD 510</a></u>	920	1070	NA	NA
<u><a href="#">Intel HD 520</a></u>	871	1110	NA	NA
<u><a href="#">Intel HD 530</a></u>	996	1030	NA	NA
<u><a href="#">Intel HD 610</a></u>	695	1272	NA	NA
<u><a href="#">Intel HD 615</a></u>	725	1245	NA	NA
<u><a href="#">Intel HD 630</a></u>	1111	973	NA	NA
<u><a href="#">Intel HD 2000</a></u>	213	1777	NA	NA
<u><a href="#">Intel HD 3000</a></u>	255	1736	<a href="#">0.27</a>	<a href="#">\$945.00*</a>
<u><a href="#">Intel HD 4000</a></u>	342	1651	<a href="#">0.22</a>	<a href="#">\$1,592.95*</a>
<u><a href="#">Intel HD 4400</a></u>	521	1481	NA	NA
<u><a href="#">Intel HD 4600</a></u>	630	1339	NA	NA
<u><a href="#">Intel HD 5000</a></u>	575	1417	<a href="#">0.92</a>	<a href="#">\$625.00*</a>
<u><a href="#">Intel HD 5200</a></u>	830	1144	NA	NA
<u><a href="#">Intel HD 5300</a></u>	392	1612	NA	NA
<u><a href="#">Intel HD 5500</a></u>	585	1404	NA	NA
<u><a href="#">Intel HD 5600</a></u>	2263	631	NA	NA
<u><a href="#">Intel HD 6000</a></u>	859	1117	NA	NA
<u><a href="#">Intel HD Family</a></u>	458	1554	NA	NA
<u><a href="#">Intel HD Graphics 620</a></u>	927	1077	NA	NA
Videocard Name	Passmark G3D Mark (higher is better)	Rank (lower is better)	Videocard Value (higher is better)	Price (USD)
<u><a href="#">Intel HD manual-15.28-1861</a></u>	62	2113	NA	NA
<u><a href="#">Intel HD manual-gen9_2015-133271</a></u>	165	1837	NA	NA
<u><a href="#">Intel HD Modded</a></u>	112	1955	NA	NA
<u><a href="#">Intel HD P530</a></u>	1153	956	NA	NA
<u><a href="#">Intel HD P630</a></u>	1157	955	NA	NA
<u><a href="#">Intel HD P3000</a></u>	286	1706	NA	NA
<u><a href="#">Intel HD P4000</a></u>	516	1487	NA	NA
<u><a href="#">Intel HD P4600</a></u>	604	1375	NA	NA
<u><a href="#">Intel HD P4600/P4700</a></u>	636	1329	NA	NA
<u><a href="#">Intel Infoshock HD</a></u>	193	1804	NA	NA
<u><a href="#">Intel Iris 540</a></u>	1249	912	NA	NA
<u><a href="#">Intel Iris 550</a></u>	1401	870	NA	NA
<u><a href="#">Intel Iris 6100</a></u>	913	1083	NA	NA

CPU  
Benchmarks

Video Card  
Benchmarks

Hard Drive  
Benchmarks

Memory  
Benchmarks

PC  
Benchmarks

Software  
Marketshare

Database  
Benchmarks

Android  
Benchmarks

iOS  
Benchmarks

Videocard Name	Passmark G3D Mark (higher is better)	Rank (lower is better)	Videocard Value (higher is better)	Price (USD)
<a href="#">Intel Iris Plus G79</a>	1575	813	NA	NA
<a href="#">Intel Iris Plus 645</a>	1727	771	NA	NA
<a href="#">Intel Iris Plus 650</a>	1575	813	NA	NA
<a href="#">Intel Iris Plus 655</a>	1749	763	NA	NA
<a href="#">Intel Iris Pro 580</a>	1987	693	NA	NA
<a href="#">Intel Iris Pro 5200</a>	1203	936	NA	NA
<a href="#">Intel Iris Pro 6100</a>	925	1078	NA	NA
<a href="#">Intel Iris Pro Graphics 6200</a>	1449	854	NA	NA
<a href="#">Intel Iris Pro P580</a>	2231	640	NA	NA
<a href="#">Intel Iris Pro P6300</a>	1625	797	NA	NA
<a href="#">Intel Iris Xe</a>	2685	548	NA	NA
<a href="#">Intel Iris Xe MAX</a>	2009	685	NA	NA
<a href="#">Intel Iris Xe MAX 100</a>	1927	706	NA	NA
<a href="#">Intel Media Accelerator</a>	32	2227	NA	NA
<a href="#">Intel Media Accelerator 500</a>	3	2409	NA	NA
<a href="#">Intel Media Accelerator 600</a>	6	2325	NA	NA
<a href="#">Intel Media Accelerator 3150</a>	2	2427	NA	NA
<a href="#">Intel Media Accelerator HD</a>	108	1968	NA	NA
<a href="#">Intel Poison Ivy</a>	738	1235	NA	NA
<a href="#">Intel Q33 Express</a>	5	2346	NA	NA
<a href="#">Intel Q35 Embedded</a>	8	2312	NA	NA
<a href="#">Intel Q35 Express</a>	92	2017	NA	NA
<a href="#">Intel Q45/Q43 Express Chipset</a>	214	1776	NA	NA
<a href="#">Intel Q45/Q43 Express-Chipsatz</a>	57	2128	NA	NA
<a href="#">Intel Q965/Q963 Express</a>	202	1795	NA	NA
<a href="#">Intel Skylake HD DT GT2</a>	576	1413	NA	NA
<a href="#">Intel UHD Graphics</a>	1479	848	NA	NA
<a href="#">Intel UHD Graphics 600</a>	325	1671	NA	NA
<a href="#">Intel UHD Graphics 605</a>	368	1631	NA	NA
<a href="#">Intel UHD Graphics 610</a>	718	1253	NA	NA
<a href="#">Intel UHD Graphics 615</a>	757	1211	NA	NA
<a href="#">Intel UHD Graphics 617</a>	892	1099	NA	NA
<a href="#">Intel UHD Graphics 620</a>	1039	1008	NA	NA
<a href="#">Intel UHD Graphics 630</a>	1254	911	NA	NA

CPU  
Benchmarks

Video Card  
Benchmarks

Hard Drive  
Benchmarks

Memory  
Benchmarks

PC  
Benchmarks

Software  
Marketshare

Database  
Benchmarks

Android  
Benchmarks

iOS  
Benchmarks

Videocard Name	Passmark G3D Mark (higher is better)	Rank (lower is better)	Videocard Value (higher is better)	Price (USD)
<a href="#">Intel UHD Graphics 750</a>	1744	766	NA	NA
<a href="#">Intel UHD Graphics 770</a>	1822	743	NA	NA
<a href="#">Intel UHD Graphics P630</a>	2256	634	NA	NA
<a href="#">Intel UHD Graphics P750</a>	1726	772	NA	NA
<a href="#">Intel US15 Embedded Media and Controller</a>	7	2322	NA	NA
<a href="#">ION</a>	84	2041	<a href="#">0.37</a>	<a href="#">\$229.99*</a>
<a href="#">ION LE</a>	97	2002	NA	NA
<a href="#">M860G with Mobility Radeon 4100</a>	75	2066	NA	NA
<a href="#">M880G with Mobility Radeon HD 4200</a>	92	2018	NA	NA
<a href="#">M880G with Mobility Radeon HD 4225</a>	71	2077	NA	NA
<a href="#">M880G with Mobility Radeon HD 4250</a>	104	1981	NA	NA
<a href="#">Master X3100 Driver</a>	10	2304	NA	NA
<a href="#">Matrox C420 LP PCIe x16</a>	597	1385	NA	NA
<a href="#">Matrox C680 PCIe x16</a>	1903	715	NA	NA
<a href="#">Matrox C900 PCIe x16</a>	1812	747	NA	NA
<a href="#">Matrox G200e WDDM 1.2</a>	59	2119	NA	NA
<a href="#">Matrox G200e WDDM 2.0</a>	100	1995	NA	NA
<a href="#">Matrox G200eh</a>	40	2184	NA	NA
<a href="#">Matrox G200eh WDDM 1.2</a>	51	2139	NA	NA
<a href="#">Matrox G200eh WDDM 2.0</a>	46	2161	NA	NA
<a href="#">Matrox G200eR</a>	36	2203	NA	NA
<a href="#">Matrox G200eR WDDM 1.2</a>	45	2164	NA	NA
<a href="#">Matrox G200eR WDDM 2.0</a>	67	2096	NA	NA
<a href="#">Matrox G200eW</a>	39	2189	NA	NA
<a href="#">Matrox G200eW3 WDDM 2.0</a>	94	2011	NA	NA
<a href="#">Matrox G200eW WDDM 1.2</a>	50	2148	NA	NA
<a href="#">Matrox LUMA A310</a>	3690	440	NA	NA
<a href="#">Matrox LUMA A310F</a>	4559	376	NA	NA
<a href="#">Matrox M9120 PCIe x16</a>	19	2276	NA	NA
<a href="#">Matrox M9120 Plus LP PCIe x16</a>	25	2254	NA	NA
<a href="#">Matrox M9125 PCIe x16</a>	25	2255	NA	NA
<a href="#">Matrox M9128 LP PCIe x16</a>	31	2232	NA	NA
<a href="#">Matrox M9148 LP PCIe x16</a>	40	2186	NA	NA

CPU  
Benchmarks

Video Card  
Benchmarks

Hard Drive  
Benchmarks

Memory  
Benchmarks

PC  
Benchmarks

Software  
Marketshare

Database  
Benchmarks

Android  
Benchmarks

iOS  
Benchmarks

Videocard Name	Passmark G3D Mark (higher is better)	Rank (lower is better)	Videocard Value (higher is better)	Price (USD)
<u>Matrox Millennium P690 Plus LP PCIe x16</u>	6	2327	NA	NA
<u>Matrox Parhelia 128MB</u>	3	2411	<a href="#">0.01</a>	<a href="#">\$393.99*</a>
<u>Matrox Parhelia 256MB</u>	9	2306	NA	NA
<u>Matrox Parhelia APVe</u>	5	2347	NA	NA
<u>MEDION RADEON 9800 XXL</u>	71	2076	NA	NA
<u>MEDION RADEON X740XL</u>	94	2010	NA	NA
<u>Mi Pad 5 Adreno 640 GPU</u>	806	1166	NA	NA
<u>Microsoft Basic Display Adapter Ryzen 5 5600G</u>	302	1689	NA	NA
<u>MIRRORV3</u>	1080	990	NA	NA
Videocard Name	Passmark G3D Mark (higher is better)	Rank (lower is better)	Videocard Value (higher is better)	Price (USD)
<u>Mobile Intel965 Express</u>	17	2286	NA	NA
<u>Mobile Intel 4 Express-Chipsatzfamilie</u>	44	2170	NA	NA
<u>Mobile Intel 45 Express</u>	43	2172	NA	NA
<u>Mobile Intel 45 Express-Chipsatzfamilie</u>	117	1934	NA	NA
<u>Mobile Intel 915GM/GMS/910GML Express</u>	1	2453	NA	NA
<u>Mobile Intel 945 Express</u>	1	2454	NA	NA
<u>Mobile Intel 945GM Express</u>	5	2341	NA	NA
<u>Mobile Intel 945GM/GU Express</u>	5	2355	NA	NA
<u>Mobile Intel 965 Express</u>	50	2146	NA	NA
<u>Mobile Intel 965 Express - BR-0907-0461 v1839</u>	8	2314	NA	NA
<u>Mobile Intel 965 Express-Chipsatzfamilie</u>	24	2264	NA	NA
<u>Mobile Intel - famiglia Express Chipset 45</u>	38	2194	NA	NA
<u>Mobile Intel HD</u>	284	1709	<a href="#">0.59</a>	<a href="#">\$479.98*</a>
<u>Mobile Intel serie 4 Express</u>	44	2169	NA	NA
<u>MOBILITY FIREGL 7800</u>	4	2368	NA	NA
<u>MOBILITY FIREGL T2</u>	40	2183	NA	NA
<u>MOBILITY FIREGL T2/T2e</u>	33	2221	NA	NA
<u>MOBILITY FireGL V3200</u>	62	2114	NA	NA
<u>MOBILITY FireGL V5000</u>	81	2050	NA	NA
<u>MOBILITY FireGL V5200</u>	44	2166	NA	NA
<u>MOBILITY FireGL V5250</u>	27	2246	NA	NA
<u>Mobility Radeon 4100</u>	81	2055	NA	NA

CPU  
Benchmarks

Video Card  
Benchmarks

Videocard Name	Passmark G3D Mark (higher is better)	Rank (lower is better)	Videocard Value (higher is better)	Price (USD)
MOBILITY RADEON 7000	3	2400	NA	NA
MOBILITY RADEON 9000	3	2415	NA	NA
MOBILITY RADEON 9000 IGP	7	2317	NA	NA
MOBILITY RADEON 9000/9100 IGP	5	2345	NA	NA
MOBILITY RADEON 9100 IGP	2	2426	NA	NA
MOBILITY RADEON 9200	3	2424	NA	NA
MOBILITY RADEON 9550	30	2237	NA	NA
MOBILITY RADEON 9600	36	2207	NA	NA
MOBILITY RADEON 9600 PRO TURBO	24	2260	NA	NA
MOBILITY RADEON 9600/9700	39	2192	NA	NA
MOBILITY RADEON 9700	27	2245	NA	NA
MOBILITY RADEON 9800	46	2162	NA	NA
Mobility Radeon HD 530v	174	1823	NA	NA
Mobility Radeon HD 540v	188	1811	NA	NA
Mobility Radeon HD 545v	199	1798	NA	NA
Mobility Radeon HD 550v	266	1728	NA	NA
Mobility Radeon HD 560v	318	1679	NA	NA
Mobility Radeon HD 565v	353	1647	NA	NA
Mobility Radeon HD 2300	50	2145	NA	NA
Mobility Radeon HD 2400	89	2029	NA	NA
Mobility Radeon HD 2400 XT	102	1990	NA	NA
Mobility Radeon HD 2600	167	1833	NA	NA
Mobility Radeon HD 2600 XT	191	1807	NA	NA
Mobility Radeon HD 3400 Serisi	111	1959	NA	NA
Videocard Name	Passmark G3D Mark (higher is better)	Rank (lower is better)	Videocard Value (higher is better)	Price (USD)
Mobility Radeon HD 3410	62	2112	NA	NA
Mobility Radeon HD 3430	98	2001	NA	NA
Mobility Radeon HD 3450	91	2025	NA	NA
Mobility Radeon HD 3470	93	2014	NA	NA
Mobility Radeon HD 3470 Hybrid X2	93	2012	NA	NA
Mobility Radeon HD 3650	129	1899	<a href="#">1.76</a>	<a href="#">\$73.53*</a>
Mobility Radeon HD 3670	232	1758	NA	NA
Mobility Radeon HD 3870 X2	477	1524	NA	NA

CPU  
Benchmarks

Video Card  
Benchmarks

Videocard Name				Passmark G3D Mark (higher is better)	Rank (lower is better)	Videocard Value (higher is better)	Price (USD)
Hard Drive Benchmarks	Memory Benchmarks	PC Benchmarks	Software Marketshare	Database Benchmarks	Android Benchmarks	iOS Benchmarks	
<u>MOBILITY RADEON HD 7220</u>				99	2100	NA	NA
<u>Mobility Radeon HD 4250</u>				98	1999	NA	NA
<u>Mobility Radeon HD 4270</u>				92	2016	NA	NA
<u>Mobility Radeon HD 4300 Serisi</u>				73	2072	NA	NA
<u>Mobility Radeon HD 4330</u>				135	1888	NA	NA
<u>Mobility Radeon HD 4350</u>				148	1855	NA	NA
<u>Mobility Radeon HD 4550</u>				191	1808	NA	NA
<u>Mobility Radeon HD 4570</u>				137	1883	<a href="#">1.81</a>	<a href="#">\$75.90*</a>
<u>Mobility Radeon HD 4650</u>				401	1606	NA	NA
<u>Mobility Radeon HD 4670</u>				463	1547	NA	NA
<u>Mobility Radeon HD 4830</u>				511	1490	NA	NA
<u>Mobility Radeon HD 4850</u>				866	1113	NA	NA
<u>Mobility Radeon HD 4870</u>				719	1251	NA	NA
<u>Mobility Radeon HD 5000</u>				773	1195	NA	NA
<u>Mobility Radeon HD 5000 Serisi</u>				478	1522	NA	NA
<u>Mobility Radeon HD 5165</u>				284	1711	NA	NA
<u>Mobility Radeon HD 5430</u>				181	1814	NA	NA
<u>Mobility Radeon HD 5450</u>				214	1775	NA	NA
<u>Mobility Radeon HD 5470</u>				236	1754	NA	NA
<u>Mobility Radeon HD 5570</u>				543	1456	NA	NA
<u>Mobility Radeon HD 5650</u>				449	1565	NA	NA
<u>Mobility Radeon HD 5730</u>				498	1504	NA	NA
<u>Mobility Radeon HD 5850</u>				763	1206	NA	NA
<u>Mobility Radeon HD 5870</u>				1091	984	NA	NA
<u>Mobility Radeon HD serie 4200</u>				96	2006	NA	NA
<u>MOBILITY RADEON X300</u>				33	2220	NA	NA
<u>MOBILITY RADEON X600</u>				50	2147	NA	NA
<u>MOBILITY RADEON X600 SE</u>				49	2150	NA	NA
<u>MOBILITY RADEON X700</u>				66	2101	NA	NA
<u>MOBILITY RADEON X700 XL</u>				59	2116	NA	NA
<u>Mobility Radeon X1300</u>				39	2190	NA	NA
<u>Mobility Radeon X1350</u>				39	2188	NA	NA
<u>Mobility Radeon X1400</u>				42	2173	NA	NA
<u>Mobility Radeon X1700</u>				104	1979	NA	NA



CPU  
Benchmarks

Video Card  
Benchmarks

Hard Drive  
Benchmarks

Memory  
Benchmarks

PC  
Benchmarks

Software  
Marketshare

Database  
Benchmarks

Android  
Benchmarks

iOS  
Benchmarks

Videocard Name	Passmark G3D Mark (higher is better)	Rank (lower is better)	Videocard Value (higher is better)	Price (USD)
<u>Mobility Radeon X1900</u>	48	2154	NA	NA
<u>Mobility Radeon X2300</u>	48	2153	NA	NA
<u>Mobility Radeon X2300 HD</u>	48	2153	NA	NA
<u>Mobility Radeon X2500</u>	81	2049	NA	NA
<u>MOBILITY RADEON XPRESS 200</u>	27	2249	NA	NA
<u>Mobility Radeon. HD 5470</u>	215	1774	NA	NA
<u>MOBILITY/RADEON 9000</u>	4	2388	NA	NA
<u>MONSTER GeForce GTX 675M</u>	2637	556	NA	NA
<u>MxGPU</u>	1826	739	NA	NA
<u>N16P-GX</u>	1204	932	NA	NA
<u>N18E-Q1</u>	2525	576	NA	NA
<u>nForce 750a SLI</u>	83	2045	NA	NA
<u>nForce 760i SLI</u>	140	1873	NA	NA
<u>nForce 780a SLI</u>	92	2021	NA	NA
<u>nForce 980a/780a SLI</u>	81	2052	NA	NA
<u>NV44</u>	15	2290	NA	NA
<u>NVIDIA A10</u>	22064	30	NA	NA
<u>NVIDIA A10-4Q</u>	3424	469	NA	NA
<u>NVIDIA A10G</u>	18292	59	NA	NA
<u>NVIDIA A40</u>	9982	173	NA	NA
<u>NVIDIA A40-8Q</u>	4220	403	NA	NA
<u>NVIDIA GeForce3 Ti200</u>	5	2343	NA	NA
<u>NVIDIA TITAN X</u>	13659	109	<a href="#">22.46</a>	<a href="#">\$608.10*</a>
<u>NVIDIA TITAN Xp</u>	18680	55	<a href="#">11.36</a>	<a href="#">\$1,645.00*</a>
<u>NVS 300</u>	122	1919	<a href="#">1.95</a>	<a href="#">\$62.97*</a>
<u>NVS 310</u>	244	1747	<a href="#">3.94</a>	<a href="#">\$62.06*</a>
<u>NVS 315</u>	295	1695	<a href="#">4.23</a>	<a href="#">\$69.99*</a>
<u>NVS 510</u>	714	1259	<a href="#">2.80</a>	<a href="#">\$255.53*</a>
<u>NVS 810</u>	1161	952	<a href="#">1.86</a>	<a href="#">\$624.99*</a>
<u>NVS 2100M</u>	139	1874	NA	NA
<u>NVS 3100M</u>	114	1944	NA	NA
				<a href="#">39.00*</a>
<u>NVS 5200M</u>	519	1484	NA	NA



CPU  
Benchmarks

Video Card  
Benchmarks

Videocard Name	Passmark G3D Mark (higher is better)	Rank (lower is better)	Videocard Value (higher is better)	Price (USD)
<u>Quadro 6000</u>	2000	510	<a href="#">9.00</a>	<a href="#">\$7,002.00</a>
<u>Quadro 7000</u>	3505	459	NA	NA
<u>Quadro CX</u>	947	1058	<a href="#">6.32</a>	<a href="#">\$149.95*</a>
<u>Quadro FX 350</u>	85	2034	NA	NA
<u>Quadro FX 350M</u>	44	2168	NA	NA
<u>Quadro FX 360M</u>	86	2033	NA	NA
<u>Quadro FX 370</u>	83	2044	<a href="#">0.67</a>	<a href="#">\$125.00*</a>
<u>Quadro FX 370 Low Profile</u>	102	1985	NA	NA
<u>Quadro FX 370 LP</u>	108	1969	NA	NA
<u>Quadro FX 370M</u>	93	2015	NA	NA
<u>Quadro FX 380</u>	167	1835	<a href="#">2.31</a>	<a href="#">\$72.50*</a>
<u>Quadro FX 380 LP</u>	130	1896	NA	NA
<u>Quadro FX 380M</u>	120	1923	NA	NA
<u>Quadro FX 500/600 PCI</u>	14	2292	NA	NA
<u>Quadro FX 500/FX 600</u>	7	2320	NA	NA
<u>Quadro FX 540</u>	80	2057	<a href="#">1.35</a>	<a href="#">\$59.99*</a>
<u>Quadro FX 550</u>	63	2109	<a href="#">0.22</a>	<a href="#">\$287.82*</a>
<u>Quadro FX 560</u>	113	1949	<a href="#">0.76</a>	<a href="#">\$150.25*</a>
<u>Quadro FX 570</u>	232	1757	<a href="#">2.03</a>	<a href="#">\$115.00*</a>
<u>Quadro FX 570M</u>	104	1982	NA	NA
<u>Quadro FX 580</u>	158	1842	<a href="#">1.22</a>	<a href="#">\$130.00*</a>
<u>Quadro FX 770M</u>	170	1830	<a href="#">0.32</a>	<a href="#">\$527.00*</a>
<u>Quadro FX 880M</u>	215	1773	NA	NA
<u>Quadro FX 1000</u>	34	2216	NA	NA
<u>Quadro FX 1100</u>	35	2208	<a href="#">0.17</a>	<a href="#">\$212.99*</a>
<u>Quadro FX 1300</u>	34	2215	NA	NA
<u>Quadro FX 1400</u>	124	1911	<a href="#">0.51</a>	<a href="#">\$245.01*</a>
<u>Quadro FX 1500</u>	197	1802	<a href="#">1.71</a>	<a href="#">\$115.01*</a>
<u>Quadro FX 1500M</u>	171	1827	NA	NA
Videocard Name	Passmark G3D Mark (higher is better)	Rank (lower is better)	Videocard Value (higher is better)	Price (USD)
<u>Quadro FX 1600M</u>	131	1895	<a href="#">0.87</a>	<a href="#">\$149.90*</a>
<u>Quadro FX 1700</u>	115	1940	<a href="#">0.33</a>	<a href="#">\$350.14*</a>
				<a href="#">35.00*</a>
<u>Quadro FX 1800M</u>	466	1540	NA	NA

CPU  
Benchmarks

Video Card  
Benchmarks

Hard Drive  
Benchmarks

Memory  
Benchmarks

PC  
Benchmarks

Software  
Marketshare

Database  
Benchmarks

Android  
Benchmarks

iOS  
Benchmarks

Videocard Name	Passmark G3D Mark (higher is better)	Rank (lower is better)	Videocard Value (higher is better)	Price (USD)
<a href="#">Quadro FX 2000M</a>	511	1447	<a href="#">16.79</a>	<a href="#">\$11.99</a>
<a href="#">Quadro FX 2700</a>	543	1457	NA	NA
<a href="#">Quadro FX 2700M</a>	376	1624	<a href="#">3.77</a>	<a href="#">\$99.95*</a>
<a href="#">Quadro FX 2800M</a>	422	1590	<a href="#">2.22</a>	<a href="#">\$190.00*</a>
<a href="#">Quadro FX 3000</a>	69	2091	<a href="#">0.41</a>	<a href="#">\$166.61*</a>
<a href="#">Quadro FX 3400/4400</a>	104	1980	NA	NA
<a href="#">Quadro FX 3450</a>	148	1853	<a href="#">1.24</a>	<a href="#">\$119.99*</a>
<a href="#">Quadro FX 3450/4000 SDI</a>	179	1818	NA	NA
<a href="#">Quadro FX 3500</a>	291	1701	<a href="#">4.23</a>	<a href="#">\$68.98*</a>
<a href="#">Quadro FX 3500M</a>	306	1685	<a href="#">3.06</a>	<a href="#">\$99.99*</a>
<a href="#">Quadro FX 3600M</a>	466	1539	NA	NA
<a href="#">Quadro FX 3700</a>	380	1621	<a href="#">1.79</a>	<a href="#">\$213.27*</a>
<a href="#">Quadro FX 3700M</a>	456	1556	<a href="#">0.49</a>	<a href="#">\$925.00*</a>
<a href="#">Quadro FX 3800</a>	799	1170	<a href="#">3.09</a>	<a href="#">\$259.13*</a>
<a href="#">Quadro FX 3800M</a>	603	1378	NA	NA
<a href="#">Quadro FX 4000</a>	101	1993	NA	NA
<a href="#">Quadro FX 4500</a>	226	1762	<a href="#">1.34</a>	<a href="#">\$169.00*</a>
<a href="#">Quadro FX 4500 X2</a>	236	1755	NA	NA
<a href="#">Quadro FX 4600</a>	429	1580	<a href="#">1.29</a>	<a href="#">\$333.25*</a>
<a href="#">Quadro FX 4700 X2</a>	676	1292	NA	NA
<a href="#">Quadro FX 4800</a>	991	1033	<a href="#">4.86</a>	<a href="#">\$204.00*</a>
<a href="#">Quadro FX 5500</a>	242	1749	<a href="#">0.12</a>	<a href="#">\$1,999.00*</a>
<a href="#">Quadro FX 5600</a>	525	1475	<a href="#">1.78</a>	<a href="#">\$295.00*</a>
<a href="#">Quadro FX 5800</a>	1216	928	<a href="#">4.44</a>	<a href="#">\$274.00*</a>
<a href="#">Quadro FX Go1400</a>	101	1991	NA	NA
<a href="#">Quadro GP100</a>	15607	83	NA	NA
<a href="#">Quadro GV100</a>	20599	36	<a href="#">2.29</a>	<a href="#">\$8,999.00*</a>
<a href="#">Quadro K420</a>	764	1204	<a href="#">2.84</a>	<a href="#">\$269.00*</a>
<a href="#">Quadro K510M</a>	610	1367	NA	NA
<a href="#">Quadro K600</a>	751	1217	<a href="#">12.48</a>	<a href="#">\$60.24*</a>
<a href="#">Quadro K610M</a>	723	1246	<a href="#">3.01</a>	<a href="#">\$240.00*</a>
<a href="#">Quadro K620</a>	2237	637	<a href="#">1.10</a>	<a href="#">\$2,029.99*</a>
<a href="#">Quadro K620M</a>	1162	950	NA	NA
				<a href="#">3.95*</a>
				<a href="#">22.99*</a>
<a href="#">Quadro K1200</a>	2888	517	<a href="#">10.13</a>	<a href="#">\$285.29*</a>

CPU  
Benchmarks

Video Card  
Benchmarks

Videocard Name				Passmark G3D Mark (higher is better)	Rank (lower is better)	Videocard Value (higher is better)	Price (USD)
Hard Drive Benchmarks	Memory Benchmarks	PC Benchmarks	Software Marketshare	Database Benchmarks	Android Benchmarks	iOS Benchmarks	
<a href="#">Quadro NV5000</a>				1002	911	<a href="#">7.05</a>	<a href="#">\$699.99</a>
<a href="#">Quadro K2000M</a>				1015	1018	<a href="#">7.05</a>	<a href="#">\$144.04*</a>
<a href="#">Quadro K2100M</a>				1359	879	<a href="#">3.27</a>	<a href="#">\$415.99*</a>
<a href="#">Quadro K2200</a>				3544	455	<a href="#">13.21</a>	<a href="#">\$268.30*</a>
<a href="#">Quadro K2200M</a>				3440	467	<a href="#">27.54</a>	<a href="#">\$124.95*</a>
<a href="#">Quadro K3000M</a>				1640	793	<a href="#">4.03</a>	<a href="#">\$407.56*</a>
Videocard Name				Passmark G3D Mark (higher is better)	Rank (lower is better)	Videocard Value (higher is better)	Price (USD)
<a href="#">Quadro K3100M</a>				2266	629	<a href="#">5.67</a>	<a href="#">\$399.95*</a>
<a href="#">Quadro K4000</a>				2702	541	<a href="#">10.01</a>	<a href="#">\$270.00*</a>
<a href="#">Quadro K4000M</a>				1867	727	<a href="#">7.35</a>	<a href="#">\$254.00*</a>
<a href="#">Quadro K4100M</a>				2640	555	<a href="#">10.10</a>	<a href="#">\$261.29*</a>
<a href="#">Quadro K4200</a>				4313	396	<a href="#">17.32</a>	<a href="#">\$249.00*</a>
<a href="#">Quadro K5000</a>				3972	417	<a href="#">15.95</a>	<a href="#">\$249.00*</a>
<a href="#">Quadro K5000M</a>				2763	530	<a href="#">5.43</a>	<a href="#">\$508.91*</a>
<a href="#">Quadro K5100M</a>				3120	497	<a href="#">2.81</a>	<a href="#">\$1,108.84*</a>
<a href="#">Quadro K5200</a>				6014	292	<a href="#">14.49</a>	<a href="#">\$415.00*</a>
<a href="#">Quadro K6000</a>				8034	221	<a href="#">38.14</a>	<a href="#">\$210.66*</a>
<a href="#">Quadro M500M</a>				1168	946	NA	NA
<a href="#">Quadro M520</a>				1870	725	NA	NA
<a href="#">Quadro M600M</a>				2145	654	<a href="#">8.52</a>	<a href="#">\$251.99*</a>
<a href="#">Quadro M620</a>				2826	523	NA	NA
<a href="#">Quadro M1000M</a>				2903	515	<a href="#">33.77</a>	<a href="#">\$85.99*</a>
<a href="#">Quadro M1200</a>				3272	483	NA	NA
<a href="#">Quadro M2000</a>				3951	419	<a href="#">14.96</a>	<a href="#">\$264.24*</a>
<a href="#">Quadro M2000M</a>				3450	465	<a href="#">16.19</a>	<a href="#">\$213.16*</a>
<a href="#">Quadro M2200</a>				4312	397	<a href="#">17.25</a>	<a href="#">\$249.99*</a>
<a href="#">Quadro M3000M</a>				5498	314	<a href="#">34.38</a>	<a href="#">\$159.95*</a>
<a href="#">Quadro M4000</a>				6660	268	<a href="#">18.40</a>	<a href="#">\$362.00*</a>
<a href="#">Quadro M4000M</a>				6227	283	<a href="#">24.43</a>	<a href="#">\$254.91*</a>
<a href="#">Quadro M5000</a>				9371	188	<a href="#">18.78</a>	<a href="#">\$499.00*</a>
<a href="#">Quadro M5000M</a>				7031	253	<a href="#">12.86</a>	<a href="#">\$546.92*</a>
<a href="#">Quadro M5500</a>				7915	229	NA	NA
							<a href="#">827.53*</a>
<a href="#">Quadro NVS 55/280 PCI</a>				6	2336	NA	NA

CPU  
Benchmarks

Video Card  
Benchmarks

Hard Drive  
Benchmarks

Memory  
Benchmarks

PC  
Benchmarks

Software  
Marketshare

Database  
Benchmarks

Android  
Benchmarks

iOS  
Benchmarks

Videocard Name	Passmark G3D Mark (higher is better)	Rank (lower is better)	Videocard Value (higher is better)	Price (USD)
<u>Quadro NVS 120M</u>	70	2100	NA	NA
<u>Quadro NVS 130M</u>	97	2005	NA	NA
<u>Quadro NVS 135M</u>	66	2103	NA	NA
<u>Quadro NVS 140M</u>	69	2090	NA	NA
<u>Quadro NVS 150M</u>	70	2082	NA	NA
<u>Quadro NVS 160M</u>	137	1880	NA	NA
<u>Quadro NVS 210S</u>	23	2265	NA	NA
<u>Quadro NVS 210S / GeForce 6150LE</u>	20	2274	NA	NA
<u>Quadro NVS 280 PCI</u>	8	2315	<a href="#">0.06</a>	<a href="#">\$130.00*</a>
<u>Quadro NVS 280 SD</u>	2	2445	NA	NA
<u>Quadro NVS 285</u>	42	2177	<a href="#">0.25</a>	<a href="#">\$169.86*</a>
<u>Quadro NVS 285 128MB</u>	38	2196	<a href="#">0.70</a>	<a href="#">\$55.00*</a>
<u>Quadro NVS 290</u>	226	1763	<a href="#">3.83</a>	<a href="#">\$59.00*</a>
<u>Quadro NVS 295</u>	79	2059	<a href="#">1.27</a>	<a href="#">\$63.00*</a>
<u>Quadro NVS 320M</u>	208	1787	NA	NA
<u>Quadro NVS 420</u>	69	2085	<a href="#">0.47</a>	<a href="#">\$150.00*</a>
<u>Quadro NVS 440</u>	37	2200	<a href="#">0.16</a>	<a href="#">\$228.87*</a>
<u>Quadro NVS 450</u>	66	2100	<a href="#">0.42</a>	<a href="#">\$159.00*</a>
<u>Quadro NVS 510M</u>	253	1739	NA	NA
<u>Quadro P400</u>	1597	809	<a href="#">7.94</a>	<a href="#">\$201.17*</a>
Videocard Name	Passmark G3D Mark (higher is better)	Rank (lower is better)	Videocard Value (higher is better)	Price (USD)
<u>Quadro P500</u>	1565	819	NA	NA
<u>Quadro P520</u>	2098	665	<a href="#">1.40</a>	<a href="#">\$1,499.00*</a>
<u>Quadro P600</u>	3250	485	<a href="#">15.34</a>	<a href="#">\$211.95</a>
<u>Quadro P620</u>	3586	450	<a href="#">6.24</a>	<a href="#">\$574.55</a>
<u>Quadro P1000</u>	4419	391	<a href="#">15.24</a>	<a href="#">\$289.99*</a>
<u>Quadro P2000</u>	6921	260	<a href="#">15.75</a>	<a href="#">\$439.60*</a>
<u>Quadro P2000 with Max-Q Design</u>	5131	341	NA	NA
<u>Quadro P2200</u>	9381	186	<a href="#">20.40</a>	<a href="#">\$459.80*</a>
<u>Quadro P3000</u>	6621	270	NA	NA
<u>Quadro P3200</u>	9052	193	<a href="#">23.25</a>	<a href="#">\$389.30*</a>
<u>Quadro P3200 with Max-Q Design</u>	9246	189	NA	NA
				<a href="#">56.19*</a>
<u>Quadro P4200</u>	10265	163	NA	NA

Videocard Name				Passmark G3D Mark (higher is better)	Rank (lower is better)	Videocard Value (higher is better)	Price (USD)
Hard Drive Benchmarks	Memory Benchmarks	PC Benchmarks	Software Marketshare	Database Benchmarks	Android Benchmarks	iOS Benchmarks	
<a href="#">Quadro P5200</a>				<a href="#">12631</a>	<a href="#">132</a>	<a href="#">NA</a>	<a href="#">NA</a>
<a href="#">Quadro P5200 with Max-Q Design</a>				<a href="#">12608</a>	<a href="#">133</a>	<a href="#">NA</a>	<a href="#">NA</a>
<a href="#">Quadro P6000</a>				<a href="#">15618</a>	<a href="#">81</a>	<a href="#">4.81</a>	<a href="#">\$3,250.00*</a>
<a href="#">Quadro RTX 3000</a>				<a href="#">11133</a>	<a href="#">153</a>	<a href="#">NA</a>	<a href="#">NA</a>
<a href="#">Quadro RTX 3000 with Max-Q Design</a>				<a href="#">8506</a>	<a href="#">208</a>	<a href="#">NA</a>	<a href="#">NA</a>
<a href="#">Quadro RTX 4000</a>				<a href="#">15446</a>	<a href="#">88</a>	<a href="#">17.18</a>	<a href="#">\$899.00*</a>
<a href="#">Quadro RTX 4000 (Mobile)</a>				<a href="#">12494</a>	<a href="#">135</a>	<a href="#">NA</a>	<a href="#">NA</a>
<a href="#">Quadro RTX 4000 with Max-Q Design</a>				<a href="#">12533</a>	<a href="#">134</a>	<a href="#">NA</a>	<a href="#">NA</a>
<a href="#">Quadro RTX 5000</a>				<a href="#">16088</a>	<a href="#">77</a>	<a href="#">NA</a>	<a href="#">NA</a>
<a href="#">Quadro RTX 5000 (Mobile)</a>				<a href="#">14832</a>	<a href="#">96</a>	<a href="#">NA</a>	<a href="#">NA</a>
<a href="#">Quadro RTX 5000 with Max-Q Design</a>				<a href="#">13585</a>	<a href="#">110</a>	<a href="#">NA</a>	<a href="#">NA</a>
<a href="#">Quadro RTX 6000</a>				<a href="#">19085</a>	<a href="#">52</a>	<a href="#">3.03</a>	<a href="#">\$6,300.00*</a>
<a href="#">Quadro RTX 8000</a>				<a href="#">19402</a>	<a href="#">48</a>	<a href="#">4.09</a>	<a href="#">\$4,741.49*</a>
<a href="#">Quadro T1000</a>				<a href="#">6612</a>	<a href="#">271</a>	<a href="#">17.02</a>	<a href="#">\$388.60</a>
<a href="#">Quadro T1000 with Max-Q Design</a>				<a href="#">6660</a>	<a href="#">267</a>	<a href="#">NA</a>	<a href="#">NA</a>
<a href="#">Quadro T2000</a>				<a href="#">7137</a>	<a href="#">250</a>	<a href="#">13.51</a>	<a href="#">\$528.35*</a>
<a href="#">Quadro T2000 with Max-Q Design</a>				<a href="#">6913</a>	<a href="#">261</a>	<a href="#">NA</a>	<a href="#">NA</a>
<a href="#">Qualcomm Adreno 8cx Gen 3</a>				<a href="#">1917</a>	<a href="#">713</a>	<a href="#">NA</a>	<a href="#">NA</a>
<a href="#">Qualcomm Adreno 540 GPU</a>				<a href="#">118</a>	<a href="#">1931</a>	<a href="#">NA</a>	<a href="#">NA</a>
<a href="#">Qualcomm Adreno 618 GPU</a>				<a href="#">123</a>	<a href="#">1913</a>	<a href="#">NA</a>	<a href="#">NA</a>
<a href="#">Qualcomm Adreno 630 GPU</a>				<a href="#">282</a>	<a href="#">1713</a>	<a href="#">NA</a>	<a href="#">NA</a>
<a href="#">Qualcomm Adreno 675 GPU</a>				<a href="#">539</a>	<a href="#">1462</a>	<a href="#">NA</a>	<a href="#">NA</a>
<a href="#">Qualcomm Adreno 680 GPU</a>				<a href="#">618</a>	<a href="#">1356</a>	<a href="#">NA</a>	<a href="#">NA</a>
<a href="#">Qualcomm Adreno 685 GPU</a>				<a href="#">892</a>	<a href="#">1098</a>	<a href="#">NA</a>	<a href="#">NA</a>
<a href="#">Qualcomm Adreno 690 GPU</a>				<a href="#">972</a>	<a href="#">1045</a>	<a href="#">NA</a>	<a href="#">NA</a>
<a href="#">QXL KMDOD</a>				<a href="#">18</a>	<a href="#">2278</a>	<a href="#">NA</a>	<a href="#">NA</a>
<a href="#">Radeon 520</a>				<a href="#">858</a>	<a href="#">1118</a>	<a href="#">9.54</a>	<a href="#">\$89.99*</a>
<a href="#">Radeon 530</a>				<a href="#">1002</a>	<a href="#">1026</a>	<a href="#">NA</a>	<a href="#">NA</a>
<a href="#">Radeon 535</a>				<a href="#">1071</a>	<a href="#">993</a>	<a href="#">NA</a>	<a href="#">NA</a>
<a href="#">Radeon 535DX</a>				<a href="#">799</a>	<a href="#">1172</a>	<a href="#">NA</a>	<a href="#">NA</a>
<a href="#">Radeon 540</a>				<a href="#">1352</a>	<a href="#">881</a>	<a href="#">NA</a>	<a href="#">NA</a>
<a href="#">Radeon 540X</a>				<a href="#">1432</a>	<a href="#">860</a>	<a href="#">NA</a>	<a href="#">NA</a>
							<a href="#">9.99</a>
videocard name				(higher is better)	(lower is better)	(higher is better)	(USD)

CPU  
Benchmarks

Video Card  
Benchmarks

Hard Drive  
Benchmarks

Memory  
Benchmarks

PC  
Benchmarks

Software  
Marketshare

Database  
Benchmarks

Android  
Benchmarks

iOS  
Benchmarks

Videocard Name	Passmark G3D Mark (higher is better)	Rank (lower is better)	Videocard Value (higher is better)	Price (USD)
<u><a href="#">Radeon 610M</a></u>	1100	974	NA	NA
<u><a href="#">Radeon 620</a></u>	897	1096	NA	NA
<u><a href="#">Radeon 625</a></u>	1113	971	NA	NA
<u><a href="#">Radeon 630</a></u>	1244	913	NA	NA
<u><a href="#">Radeon 680M Ryzen 7 7735HS</a></u>	6179	284	NA	NA
<u><a href="#">Radeon 760M</a></u>	5261	328	NA	NA
<u><a href="#">Radeon 780M</a></u>	7215	247	NA	NA
<u><a href="#">Radeon 2100</a></u>	59	2117	<a href="#">0.31</a>	<a href="#">\$190.99*</a>
<u><a href="#">Radeon 3000</a></u>	98	2000	<a href="#">0.31</a>	<a href="#">\$319.00*</a>
<u><a href="#">Radeon 3015e</a></u>	354	1644	NA	NA
<u><a href="#">Radeon 3020e</a></u>	478	1523	NA	NA
<u><a href="#">Radeon 3100</a></u>	73	2070	<a href="#">0.41</a>	<a href="#">\$180.08</a>
<u><a href="#">Radeon 6600M</a></u>	515	1488	NA	NA
<u><a href="#">Radeon 6750M</a></u>	911	1088	NA	NA
<u><a href="#">Radeon 7000 / Radeon VE</a></u>	2	2434	NA	NA
<u><a href="#">RADEON 7000 / RADEON VE Family</a></u>	3	2397	NA	NA
<u><a href="#">RADEON 7200</a></u>	2	2429	<a href="#">0.00</a>	<a href="#">\$599.99*</a>
<u><a href="#">RADEON 7500</a></u>	3	2418	<a href="#">0.02</a>	<a href="#">\$177.25*</a>
<u><a href="#">RADEON 7500 Family</a></u>	4	2369	NA	NA
<u><a href="#">RADEON 8500 Family</a></u>	6	2329	NA	NA
<u><a href="#">RADEON 9000</a></u>	4	2373	NA	NA
<u><a href="#">RADEON 9000 Family</a></u>	3	2407	NA	NA
<u><a href="#">RADEON 9100 Family</a></u>	6	2335	NA	NA
<u><a href="#">RADEON 9100 IGP</a></u>	5	2352	NA	NA
<u><a href="#">RADEON 9200</a></u>	3	2404	<a href="#">0.02</a>	<a href="#">\$153.63*</a>
<u><a href="#">RADEON 9200 LE Family</a></u>	2	2438	NA	NA
<u><a href="#">RADEON 9200 PRO Family</a></u>	2	2430	NA	NA
<u><a href="#">RADEON 9200 SE</a></u>	2	2441	NA	NA
<u><a href="#">RADEON 9250</a></u>	2	2439	<a href="#">0.01</a>	<a href="#">\$194.00*</a>
<u><a href="#">RADEON 9500</a></u>	36	2205	<a href="#">0.90</a>	<a href="#">\$40.50*</a>
<u><a href="#">RADEON 9500 PRO / 9700</a></u>	41	2178	NA	NA
<u><a href="#">RADEON 9550</a></u>	34	2213	<a href="#">0.12</a>	<a href="#">\$291.74*</a>
<u><a href="#">Radeon 9550 / X1050</a></u>	29	2243	NA	NA
<u><a href="#">RADEON 9600 PRO Family</a></u>	26	2250	NA	NA



Videocard Name	Passmark G3D Mark (higher is better)	Rank (lower is better)	Videocard Value (higher is better)	Price (USD)
<u>RADEON 9600SE</u>	27	2247	NA	NA
<u>RADEON 9700 PRO</u>	53	2134	NA	NA
<u>Radeon 9700 TX w/TV-Out</u>	44	2171	NA	NA
<u>RADEON 9800</u>	57	2126	<a href="#">0.18</a>	<a href="#">\$325.00*</a>
<u>RADEON 9800 PRO</u>	59	2118	NA	NA
<u>RADEON 9800 SE</u>	23	2266	NA	NA
<u>RADEON 9800 XT</u>	56	2129	NA	NA
<u>RADEON A9800XT</u>	22	2271	NA	NA
<u>Radeon Athlon Gold 3150U</u>	716	1256	NA	NA
<u>Radeon Athlon Gold PRO 4150GE</u>	1573	815	NA	NA
Videocard Name	Passmark G3D Mark (higher is better)	Rank (lower is better)	Videocard Value (higher is better)	Price (USD)
<u>Radeon Athlon Silver 3050U</u>	680	1284	NA	NA
<u>RADEON E2400</u>	51	2140	NA	NA
<u>RADEON E4690</u>	405	1603	NA	NA
<u>Radeon E6460</u>	323	1673	NA	NA
<u>Radeon E6465</u>	231	1759	NA	NA
<u>Radeon E6760</u>	876	1109	<a href="#">3.65</a>	<a href="#">\$239.99*</a>
<u>Radeon E8860</u>	1686	782	NA	NA
<u>Radeon E8870PCle</u>	3368	473	NA	NA
<u>Radeon Eng Sample: 100-000000085-40_35/24_Y</u>	1440	857	NA	NA
<u>Radeon Eng Sample: 100-0000000262-30_Y</u>	2415	592	NA	NA
<u>Radeon Eng Sample: 100-0000000285-40_Y</u>	2365	603	NA	NA
<u>Radeon Eng Sample: 100-0000000287-40_Y</u>	1861	730	NA	NA
<u>Radeon Eng Sample: 100-0000000300-40_Y</u>	2670	552	NA	NA
<u>Radeon HD4650</u>	239	1751	<a href="#">1.57</a>	<a href="#">\$152.90*</a>
<u>Radeon HD4670</u>	365	1634	NA	NA
<u>RADEON HD6370D</u>	320	1676	NA	NA
<u>RADEON HD6410D</u>	422	1588	NA	NA
<u>RADEON HD6530D</u>	531	1470	NA	NA
<u>RADEON HD7450</u>	199	1799	<a href="#">8.95</a>	<a href="#">\$22.25*</a>
<u>Radeon HD8530M</u>	490	1511	NA	NA
<u>Radeon HD 2400</u>	120	1924	<a href="#">1.37</a>	<a href="#">\$88.20*</a>

CPU  
Benchmarks

Video Card  
Benchmarks

Hard Drive  
Benchmarks

Memory  
Benchmarks

PC  
Benchmarks

Software  
Marketshare

Database  
Benchmarks

Android  
Benchmarks

iOS  
Benchmarks

Videocard Name	Passmark G3D Mark (higher is better)	Rank (lower is better)	Videocard Value (higher is better)	Price (USD)
<u><a href="#">Radeon HD 2400 LE</a></u>	117	1927	NA	NA
<u><a href="#">Radeon HD 2400 XT</a></u>	118	1929	NA	NA
<u><a href="#">Radeon HD 2600 PRO</a></u>	211	1780	<a href="#">1.12</a>	<a href="#">\$188.44*</a>
<u><a href="#">Radeon HD 2600 Pro AGP</a></u>	110	1962	NA	NA
<u><a href="#">Radeon HD 2600 XT</a></u>	282	1714	<a href="#">1.78</a>	<a href="#">\$159.00*</a>
<u><a href="#">Radeon HD 2900 GT</a></u>	292	1700	NA	NA
<u><a href="#">Radeon HD 2900 PRO</a></u>	627	1346	NA	NA
<u><a href="#">Radeon HD 2900 XT</a></u>	659	1306	NA	NA
<u><a href="#">Radeon HD 3000</a></u>	95	2007	NA	NA
<u><a href="#">Radeon HD 3200</a></u>	82	2046	NA	NA
<u><a href="#">Radeon HD 3300</a></u>	126	1907	NA	NA
<u><a href="#">Radeon HD 3450</a></u>	147	1856	<a href="#">1.66</a>	<a href="#">\$89.00*</a>
<u><a href="#">Radeon HD 3470</a></u>	128	1902	<a href="#">1.17</a>	<a href="#">\$109.65*</a>
<u><a href="#">Radeon HD 3650 AGP</a></u>	150	1851	<a href="#">0.81</a>	<a href="#">\$185.00*</a>
<u><a href="#">Radeon HD 3670</a></u>	151	1849	NA	NA
<u><a href="#">Radeon HD 3850</a></u>	402	1604	NA	NA
<u><a href="#">Radeon HD 3850 AGP</a></u>	432	1578	NA	NA
<u><a href="#">Radeon HD 3850 X2</a></u>	822	1149	NA	NA
<u><a href="#">Radeon HD 3870</a></u>	559	1434	<a href="#">8.00</a>	<a href="#">\$69.99*</a>
<u><a href="#">Radeon HD 3870 X2</a></u>	708	1263	NA	NA
<u><a href="#">Radeon HD 4200</a></u>	111	1957	NA	NA
<u><a href="#">Radeon HD 4250</a></u>	122	1918	NA	NA
<u><a href="#">Radeon HD 4270</a></u>	109	1963	NA	NA
<u><a href="#">Radeon HD 4290</a></u>	140	1870	NA	NA
<u><a href="#">Radeon HD 4300/4500 Serisi</a></u>	155	1846	NA	NA
Videocard Name	Passmark G3D Mark (higher is better)	Rank (lower is better)	Videocard Value (higher is better)	Price (USD)
<u><a href="#">Radeon HD 4330</a></u>	108	1967	NA	NA
<u><a href="#">Radeon HD 4350</a></u>	107	1971	<a href="#">1.05</a>	<a href="#">\$102.24*</a>
<u><a href="#">Radeon HD 4550</a></u>	235	1756	<a href="#">1.51</a>	<a href="#">\$156.00*</a>
<u><a href="#">Radeon HD 4650</a></u>	228	1760	<a href="#">3.27</a>	<a href="#">\$69.99*</a>
<u><a href="#">Radeon HD 4650 AGP</a></u>	207	1788	NA	NA
<u><a href="#">Radeon HD 4670</a></u>	381	1620	<a href="#">2.67</a>	<a href="#">\$142.96*</a>
				<a href="#">3.99*</a>
<u><a href="#">Radeon HD 4830</a></u>	835	1136	<a href="#">13.93</a>	<a href="#">\$59.99*</a>

CPU  
Benchmarks

Video Card  
Benchmarks

Hard Drive  
Benchmarks

Memory  
Benchmarks

PC  
Benchmarks

Software  
Marketshare

Database  
Benchmarks

Android  
Benchmarks

iOS  
Benchmarks

Videocard Name	Passmark G3D Mark (higher is better)	Rank (lower is better)	Videocard Value (higher is better)	Price (USD)
<u><a href="#">Radeon HD 7990 XE</a></u>	1152	888	NA	NA
<u><a href="#">Radeon HD 4870</a></u>	1396	873	<a href="#">17.46</a>	<a href="#">\$79.99*</a>
<u><a href="#">Radeon HD 4870 X2</a></u>	1309	897	NA	NA
<u><a href="#">Radeon HD 4890</a></u>	1514	833	<a href="#">16.82</a>	<a href="#">\$89.99*</a>
<u><a href="#">Radeon HD 5450</a></u>	137	1878	<a href="#">1.45</a>	<a href="#">\$94.96*</a>
<u><a href="#">Radeon HD 5470</a></u>	268	1724	NA	NA
<u><a href="#">Radeon HD 5550</a></u>	370	1629	<a href="#">6.75</a>	<a href="#">\$54.99*</a>
<u><a href="#">Radeon HD 5570</a></u>	483	1519	<a href="#">2.68</a>	<a href="#">\$179.99*</a>
<u><a href="#">Radeon HD 5600/5700</a></u>	660	1304	NA	NA
<u><a href="#">Radeon HD 5670</a></u>	794	1178	<a href="#">11.85</a>	<a href="#">\$67.00*</a>
<u><a href="#">Radeon HD 5750</a></u>	1161	951	<a href="#">16.60</a>	<a href="#">\$69.99*</a>
<u><a href="#">Radeon HD 5770</a></u>	1343	883	<a href="#">7.07</a>	<a href="#">\$189.99*</a>
<u><a href="#">Radeon HD 5830</a></u>	1728	770	<a href="#">6.67</a>	<a href="#">\$258.99*</a>
<u><a href="#">Radeon HD 5850</a></u>	1978	697	<a href="#">6.84</a>	<a href="#">\$288.99*</a>
<u><a href="#">Radeon HD 5870</a></u>	2215	644	<a href="#">7.51</a>	<a href="#">\$295.00*</a>
<u><a href="#">Radeon HD 5970</a></u>	2307	615	<a href="#">12.82</a>	<a href="#">\$179.99*</a>
<u><a href="#">Radeon HD 6230</a></u>	179	1819	NA	NA
<u><a href="#">Radeon HD 6250</a></u>	93	2013	NA	NA
<u><a href="#">Radeon HD 6290</a></u>	105	1977	NA	NA
<u><a href="#">Radeon HD 6290M</a></u>	140	1872	NA	NA
<u><a href="#">Radeon HD 6300M</a></u>	143	1867	NA	NA
<u><a href="#">Radeon HD 6310</a></u>	122	1920	NA	NA
<u><a href="#">Radeon HD 6320</a></u>	147	1858	<a href="#">0.27</a>	<a href="#">\$554.99*</a>
<u><a href="#">Radeon HD 6320 Graphic</a></u>	216	1772	NA	NA
<u><a href="#">Radeon HD 6320M</a></u>	198	1800	NA	NA
<u><a href="#">RADEON HD 6350</a></u>	140	1869	<a href="#">2.39</a>	<a href="#">\$59.00*</a>
<u><a href="#">Radeon HD 6370D</a></u>	254	1737	NA	NA
<u><a href="#">Radeon HD 6370M</a></u>	275	1719	NA	NA
<u><a href="#">Radeon HD 6380G</a></u>	207	1789	<a href="#">0.52</a>	<a href="#">\$399.99*</a>
<u><a href="#">Radeon HD 6410D</a></u>	238	1753	NA	NA
<u><a href="#">Radeon HD 6430M</a></u>	192	1806	NA	NA
<u><a href="#">Radeon HD 6450</a></u>	198	1801	<a href="#">2.23</a>	<a href="#">\$89.00*</a>
<u><a href="#">Radeon HD 6450 + 8470D Dual</a></u>	762	1207	NA	NA
				<a href="#">39.99*</a>
<u><a href="#">Radeon HD 6480G</a></u>	259	1734	NA	NA

CPU  
Benchmarks

Video Card  
Benchmarks

Hard Drive  
Benchmarks

Memory  
Benchmarks

PC  
Benchmarks

Software  
Marketshare

Database  
Benchmarks

Android  
Benchmarks

iOS  
Benchmarks

Videocard Name	Passmark G3D Mark (higher is better)	Rank (lower is better)	Videocard Value (higher is better)	Price (USD)
<u><a href="#">Radeon HD 6750M</a></u>	511	1920	<u><a href="#">9.02</a></u>	<u><a href="#">\$1,199.99</a></u>
<u><a href="#">Radeon HD 6520G</a></u>	298	1692	NA	NA
Videocard Name	Passmark G3D Mark (higher is better)	Rank (lower is better)	Videocard Value (higher is better)	Price (USD)
<u><a href="#">Radeon HD 6530D</a></u>	335	1662	NA	NA
<u><a href="#">Radeon HD 6550A</a></u>	707	1264	NA	NA
<u><a href="#">Radeon HD 6550D</a></u>	401	1605	NA	NA
<u><a href="#">Radeon HD 6570</a></u>	559	1436	<u><a href="#">8.60</a></u>	<u><a href="#">\$64.99*</a></u>
<u><a href="#">Radeon HD 6610M</a></u>	565	1429	NA	NA
<u><a href="#">Radeon HD 6620G</a></u>	355	1643	NA	NA
<u><a href="#">Radeon HD 6630M</a></u>	684	1281	NA	NA
<u><a href="#">Radeon HD 6650A</a></u>	835	1137	NA	NA
<u><a href="#">Radeon HD 6650M</a></u>	753	1215	NA	NA
<u><a href="#">Radeon HD 6670</a></u>	731	1240	<u><a href="#">10.60</a></u>	<u><a href="#">\$68.99*</a></u>
<u><a href="#">Radeon HD 6670 + 6670 Dual</a></u>	646	1320	NA	NA
<u><a href="#">Radeon HD 6670 + 7660D Dual</a></u>	1492	843	NA	NA
<u><a href="#">Radeon HD 6670/7670</a></u>	945	1059	NA	NA
<u><a href="#">Radeon HD 6700M</a></u>	1016	1017	NA	NA
<u><a href="#">Radeon HD 6750</a></u>	1027	1014	<u><a href="#">12.84</a></u>	<u><a href="#">\$79.99*</a></u>
<u><a href="#">Radeon HD 6750M</a></u>	937	1069	NA	NA
<u><a href="#">Radeon HD 6770</a></u>	1242	915	<u><a href="#">4.69</a></u>	<u><a href="#">\$264.99*</a></u>
<u><a href="#">Radeon HD 6770M</a></u>	964	1050	NA	NA
<u><a href="#">Radeon HD 6790</a></u>	1601	806	<u><a href="#">5.45</a></u>	<u><a href="#">\$294.00*</a></u>
<u><a href="#">Radeon HD 6800M</a></u>	798	1173	NA	NA
<u><a href="#">Radeon HD 6850</a></u>	1970	699	<u><a href="#">23.18</a></u>	<u><a href="#">\$85.00*</a></u>
<u><a href="#">Radeon HD 6850 X2</a></u>	2534	574	NA	NA
<u><a href="#">Radeon HD 6870</a></u>	2215	642	<u><a href="#">8.06</a></u>	<u><a href="#">\$275.00*</a></u>
<u><a href="#">Radeon HD 6900M</a></u>	1709	778	NA	NA
<u><a href="#">Radeon HD 6950</a></u>	2627	559	<u><a href="#">18.77</a></u>	<u><a href="#">\$139.99*</a></u>
<u><a href="#">Radeon HD 6970</a></u>	2827	522	<u><a href="#">18.85</a></u>	<u><a href="#">\$149.99*</a></u>
<u><a href="#">Radeon HD 6970M</a></u>	2270	627	<u><a href="#">10.51</a></u>	<u><a href="#">\$215.99*</a></u>
<u><a href="#">Radeon HD 6990</a></u>	3013	507	<u><a href="#">6.04</a></u>	<u><a href="#">\$498.49*</a></u>
<u><a href="#">Radeon HD 7290</a></u>	111	1956	NA	NA
<u><a href="#">Radeon HD 7310 - Carte graphique</a></u>	174	1824	NA	NA

CPU  
Benchmarks

Video Card  
Benchmarks

Hard Drive  
Benchmarks

Memory  
Benchmarks

PC  
Benchmarks

Software  
Marketshare

Database  
Benchmarks

Android  
Benchmarks

iOS  
Benchmarks

Videocard Name	Passmark G3D Mark (higher is better)	Rank (lower is better)	Videocard Value (higher is better)	Price (USD)
<u>Radeon HD 7340</u>	153	1847	<a href="#">0.28</a>	<a href="#">\$552.69*</a>
<u>Radeon HD 7340G</u>	196	1803	NA	NA
<u>Radeon HD 7340M</u>	221	1768	NA	NA
<u>Radeon HD 7350</u>	165	1839	NA	NA
<u>Radeon HD 7400G</u>	267	1726	NA	NA
<u>Radeon HD 7420G</u>	308	1683	NA	NA
<u>Radeon HD 7450</u>	223	1764	<a href="#">4.48</a>	<a href="#">\$49.99*</a>
<u>Radeon HD 7450A</u>	288	1704	NA	NA
<u>Radeon HD 7450M</u>	329	1669	NA	NA
<u>Radeon HD 7470</u>	289	1703	<a href="#">3.55</a>	<a href="#">\$81.37*</a>
<u>Radeon HD 7470M</u>	407	1600	NA	NA
<u>Radeon HD 7480D</u>	281	1716	NA	NA
<u>Radeon HD 7500G</u>	293	1696	NA	NA
<u>Radeon HD 7500G + 7500M/7600M Dual</u>	616	1358	NA	NA
<u>Radeon HD 7500G + 7550M Dual</u>	497	1507	NA	NA
Videocard Name	Passmark G3D Mark (higher is better)	Rank (lower is better)	Videocard Value (higher is better)	Price (USD)
<u>Radeon HD 7500G + HD 7500M/7600M Dual</u>	355	1642	NA	NA
<u>Radeon HD 7520G</u>	315	1680	NA	NA
<u>Radeon HD 7520G + 7400M Dual</u>	486	1516	NA	NA
<u>Radeon HD 7520G + 7470M Dual</u>	542	1458	NA	NA
<u>Radeon HD 7520G + 7500/7600 Dual</u>	582	1406	NA	NA
<u>Radeon HD 7520G + 7600M Dual</u>	591	1394	NA	NA
<u>Radeon HD 7520G + 7610M Dual</u>	588	1397	NA	NA
<u>Radeon HD 7520G + 7650M Dual</u>	453	1561	NA	NA
<u>Radeon HD 7520G + 7670M Dual</u>	523	1480	NA	NA
<u>Radeon HD 7520G + 7700M Dual</u>	1060	998	NA	NA
<u>Radeon HD 7520G + 8600/8700M Dual</u>	311	1681	NA	NA
<u>Radeon HD 7520G + 8750M Dual</u>	376	1625	NA	NA
<u>Radeon HD 7520G + HD 7400M Dual</u>	544	1453	NA	NA
<u>Radeon HD 7520G + HD 7500/7600 Dual</u>	832	1141	NA	NA
<u>Radeon HD 7520G + HD 7600M Dual</u>	447	1566	NA	NA
<u>Radeon HD 7520G + HD 8600/8700M Dual</u>	623	1350	NA	NA



CPU  
Benchmarks

Video Card  
Benchmarks

Hard Drive  
Benchmarks

Memory  
Benchmarks

PC  
Benchmarks

Software  
Marketshare

Database  
Benchmarks

Android  
Benchmarks

iOS  
Benchmarks

Videocard Name	Passmark G3D Mark (higher is better)	Rank (lower is better)	Videocard Value (higher is better)	Price (USD)
<u>Radeon HD 7600G + HD 7550M/7600M Dual</u>	773	1029	NA	NA
<u>Radeon HD 7600G + HD 7550M Dual</u>	509	1492	NA	NA
<u>Radeon HD 7600G + HD 8670M Dual</u>	543	1454	NA	NA
<u>Radeon HD 7600G + HD Dual</u>	435	1575	NA	NA
<u>Radeon HD 7600G N HD 7600G + HD ON HD Dual</u>	526	1474	NA	NA
<u>Radeon HD 7600M + 7600M Dual</u>	773	1193	NA	NA
<u>Radeon HD 7610M</u>	632	1334	NA	NA
<u>Radeon HD 7620G</u>	354	1645	NA	NA
<u>Radeon HD 7620G + 8600M Dual</u>	508	1493	NA	NA
<u>Radeon HD 7620G + 8670M Dual</u>	577	1412	NA	NA
<u>Radeon HD 7620G + HD 8600M Dual</u>	442	1571	NA	NA
<u>Radeon HD 7620G + HD 8670M Dual</u>	507	1495	NA	NA
<u>Radeon HD 7620G N HD 7620G + HD 8600M N HD 8600M D</u>	451	1564	NA	NA
<u>Radeon HD 7640G</u>	461	1550	NA	NA
<u>Radeon HD 7640G + 6400M Dual</u>	526	1473	NA	NA
<u>Radeon HD 7640G + 7400M Dual</u>	637	1327	NA	NA
<u>Radeon HD 7640G + 7450M Dual</u>	754	1214	NA	NA
<u>Radeon HD 7640G + 7470M Dual</u>	595	1389	NA	NA
<u>Radeon HD 7640G + 7500/7600 Dual</u>	627	1347	NA	NA
<u>Radeon HD 7640G + 7500M/7600M Dual</u>	775	1191	NA	NA
<u>Radeon HD 7640G + 7600M Dual</u>	705	1266	NA	NA
<u>Radeon HD 7640G + 7610M Dual</u>	510	1491	NA	NA
<u>Radeon HD 7640G + 7650M Dual</u>	747	1221	NA	NA
<u>Radeon HD 7640G + 7670M Dual</u>	644	1322	NA	NA
<u>Radeon HD 7640G + 7690M Dual</u>	945	1060	NA	NA
<u>Radeon HD 7640G + 7700M Dual</u>	690	1276	NA	NA
<u>Radeon HD 7640G + 8500M Dual</u>	585	1402	NA	NA
<u>Radeon HD 7640G + 8570M Dual</u>	558	1439	NA	NA
<u>Radeon HD 7640G + 8600/8700M Dual</u>	688	1278	NA	NA
<u>Radeon HD 7640G + 8600M Dual</u>	249	1743	NA	NA
<u>Radeon HD 7640G + 8670M Dual</u>	558	1438	NA	NA
<u>Radeon HD 7640G + 8750M Dual</u>	654	1310	NA	NA
<u>Radeon HD 7640G + HD 7600M Dual</u>	704	1268	NA	NA
<u>Radeon HD 7640G + HD 7600M N HD 7600M Dual</u>	406	1601	NA	NA





CPU  
Benchmarks

Video Card  
Benchmarks

Hard Drive  
Benchmarks

Memory  
Benchmarks

PC  
Benchmarks

Software  
Marketshare

Database  
Benchmarks

Android  
Benchmarks

iOS  
Benchmarks

Videocard Name	Passmark G3D Mark (higher is better)	Rank (lower is better)	Videocard Value (higher is better)	Price (USD)
<u>Radeon HD 7660G + 8600M Dual</u>	710	1001	NA	NA
<u>Radeon HD 7660G + 8670M Dual</u>	587	1399	NA	NA
<u>Radeon HD 7660G + HD 7500/7600 7500/7600 Dual</u>	1002	1027	NA	NA
<u>Radeon HD 7660G + HD 7500/7600 Dual</u>	760	1208	NA	NA
<u>Radeon HD 7660G + HD 7500M/7600M Dual</u>	999	1029	NA	NA
<u>Radeon HD 7660G + HD 7600M Dual</u>	523	1479	NA	NA
<u>Radeon HD 7660G + HD 7600M N HD 7600M Dual</u>	460	1552	NA	NA
<u>Radeon HD 7660G + HD 7670M Dual</u>	706	1265	NA	NA
<u>Radeon HD 7660G + HD 7700M Dual</u>	777	1190	NA	NA
<u>Radeon HD 7660G + HD 7730M Dual</u>	881	1108	NA	NA
<u>Radeon HD 7660G + HD 8500M Dual</u>	758	1209	NA	NA
<u>Radeon HD 7660G + HD 8600/8700M Dual</u>	747	1222	NA	NA
<u>Radeon HD 7660G + HD 8600M Dual</u>	363	1639	NA	NA
<u>Radeon HD 7660G + HD 8670M Dual</u>	711	1262	NA	NA
<u>Radeon HD 7660G N HD 7660G + HD 7600M N HD 7600M D</u>	722	1247	NA	NA
<u>Radeon HD 7660G N HD 7660G + HD 7670M Dual</u>	704	1267	NA	NA
<u>Radeon HD 7660G N HD 7660G + HD 7700M N HD 7700M D</u>	966	1049	NA	NA
<u>Radeon HD 7670</u>	820	1152	NA	NA
<u>Radeon HD 7670A</u>	1050	1001	NA	NA
<u>Radeon HD 7670M</u>	475	1527	<a href="#">0.75</a>	<a href="#">\$629.99*</a>
<u>Radeon HD 7670M + 7670M Dual</u>	738	1237	NA	NA
Videocard Name	Passmark G3D Mark (higher is better)	Rank (lower is better)	Videocard Value (higher is better)	Price (USD)
<u>Radeon HD 7690M</u>	1003	1025	NA	NA
<u>Radeon HD 7690M XT</u>	1009	1023	NA	NA
<u>Radeon HD 7700-serie</u>	1899	716	NA	NA
<u>Radeon HD 7730</u>	1208	930	<a href="#">5.19</a>	<a href="#">\$232.70*</a>
<u>Radeon HD 7730M</u>	749	1219	NA	NA
<u>Radeon HD 7750</u>	1701	781	<a href="#">17.01</a>	<a href="#">\$99.99*</a>
<u>Radeon HD 7750M</u>	1191	939	NA	NA
<u>Radeon HD 7770</u>	2171	650	<a href="#">7.24</a>	<a href="#">\$300.00*</a>
<u>Radeon HD 7790</u>	3090	501	<a href="#">22.07</a>	<a href="#">\$139.99*</a>
				<a href="#">39.99*</a>
<u>Radeon HD 7850M</u>	1372	876	NA	NA

CPU  
Benchmarks

Video Card  
Benchmarks

Videocard Name			Passmark G3D Mark (higher is better)	Rank (lower is better)	Videocard Value (higher is better)	Price (USD)
Hard Drive Benchmarks	Memory Benchmarks	PC Benchmarks	Software Marketshare	Database Benchmarks	Android Benchmarks	iOS Benchmarks
<a href="#">Radeon HD 7970 AX</a>			1100	800	NA	NA
<a href="#">Radeon HD 7870M</a>			1507	837	NA	NA
<a href="#">Radeon HD 7950 / R9 280</a>			4764	367	<a href="#">36.04</a>	<a href="#">\$132.20*</a>
<a href="#">Radeon HD 7970 / R9 280X</a>			5247	330	<a href="#">21.25</a>	<a href="#">\$246.99*</a>
<a href="#">Radeon HD 7970M</a>			3846	431	NA	NA
<a href="#">Radeon HD 7990</a>			5565	309	<a href="#">13.91</a>	<a href="#">\$399.99*</a>
<a href="#">Radeon HD 8180</a>			138	1877	NA	NA
<a href="#">Radeon HD 8210</a>			184	1813	NA	NA
<a href="#">Radeon HD 8210E</a>			193	1805	NA	NA
<a href="#">Radeon HD 8240</a>			238	1752	NA	NA
<a href="#">Radeon HD 8250</a>			209	1782	NA	NA
<a href="#">Radeon HD 8280</a>			286	1707	NA	NA
<a href="#">Radeon HD 8280E</a>			244	1746	NA	NA
<a href="#">Radeon HD 8280G</a>			269	1722	NA	NA
<a href="#">Radeon HD 8310E</a>			340	1655	NA	NA
<a href="#">Radeon HD 8330</a>			249	1744	NA	NA
<a href="#">Radeon HD 8330E</a>			266	1727	NA	NA
<a href="#">Radeon HD 8350</a>			162	1840	<a href="#">1.63</a>	<a href="#">\$99.81*</a>
<a href="#">Radeon HD 8350G</a>			304	1688	NA	NA
<a href="#">Radeon HD 8370D</a>			319	1677	NA	NA
<a href="#">Radeon HD 8400</a>			261	1731	NA	NA
<a href="#">Radeon HD 8400E</a>			268	1723	NA	NA
<a href="#">Radeon HD 8410G</a>			435	1576	NA	NA
<a href="#">Radeon HD 8450G</a>			363	1638	NA	NA
<a href="#">Radeon HD 8450G + 8600/8700M Dual</a>			1070	994	NA	NA
<a href="#">Radeon HD 8450G + 8600M Dual</a>			545	1450	NA	NA
<a href="#">Radeon HD 8450G + 8670M Dual</a>			474	1530	NA	NA
<a href="#">Radeon HD 8450G + 8750M Dual</a>			637	1328	NA	NA
<a href="#">Radeon HD 8450G + HD 8600M Dual</a>			452	1562	NA	NA
<a href="#">Radeon HD 8450G + HD 8670M Dual</a>			574	1421	NA	NA
<a href="#">Radeon HD 8450G + HD 8750M Dual</a>			503	1500	NA	NA
<a href="#">Radeon HD 8450G + R5 M230 Dual</a>			578	1409	NA	NA
<a href="#">Radeon HD 8470</a>			251	1741	NA	NA
<a href="#">Radeon HD 8470D + 6570 Dual</a>			837	1133	NA	NA

CPU  
Benchmarks

Video Card  
Benchmarks

Hard Drive  
Benchmarks

Memory  
Benchmarks

PC  
Benchmarks

Software  
Marketshare

Database  
Benchmarks

Android  
Benchmarks

iOS  
Benchmarks

Videocard Name	Passmark G3D Mark (higher is better)	Rank (lower is better)	Videocard Value (higher is better)	Price (USD)
<a href="#">Radeon HD 8470D + HD 6450 Dual</a>	862	1114	NA	NA
<a href="#">Radeon HD 8470D + HD 6670 Dual</a>	1435	858	NA	NA
<a href="#">Radeon HD 8470D + HD 7500 Dual</a>	1545	823	NA	NA
<a href="#">Radeon HD 8490</a>	263	1730	<a href="#">2.92</a>	<a href="#">\$89.99*</a>
<a href="#">Radeon HD 8500M</a>	409	1596	NA	NA
<a href="#">Radeon HD 8500M/8700M</a>	852	1124	NA	NA
<a href="#">Radeon HD 8510G</a>	365	1636	NA	NA
<a href="#">Radeon HD 8510G + 8500M Dual</a>	596	1386	NA	NA
<a href="#">Radeon HD 8510G + HD 8500M Dual</a>	629	1342	NA	NA
<a href="#">Radeon HD 8550D</a>	685	1280	NA	NA
<a href="#">Radeon HD 8550G</a>	409	1597	NA	NA
<a href="#">Radeon HD 8550G + 7600M Dual</a>	901	1092	NA	NA
<a href="#">Radeon HD 8550G + 8500M Dual</a>	602	1379	NA	NA
<a href="#">Radeon HD 8550G + 8570M Dual</a>	532	1467	NA	NA
<a href="#">Radeon HD 8550G + 8600/8700M Dual</a>	802	1167	NA	NA
<a href="#">Radeon HD 8550G + 8600M Dual</a>	617	1357	NA	NA
<a href="#">Radeon HD 8550G + 8670M Dual</a>	579	1408	NA	NA
<a href="#">Radeon HD 8550G + 8690M Dual</a>	664	1301	NA	NA
<a href="#">Radeon HD 8550G + 8750M Dual</a>	795	1176	NA	NA
<a href="#">Radeon HD 8550G + HD 7600M Dual</a>	854	1120	NA	NA
<a href="#">Radeon HD 8550G + HD 8500M Dual</a>	558	1437	NA	NA
<a href="#">Radeon HD 8550G + HD 8570M Dual</a>	529	1472	NA	NA
<a href="#">Radeon HD 8550G + HD 8600/8700M Dual</a>	654	1311	NA	NA
<a href="#">Radeon HD 8550G + HD 8600M Dual</a>	593	1391	NA	NA
<a href="#">Radeon HD 8550G + HD 8670M Dual</a>	546	1448	NA	NA
<a href="#">Radeon HD 8550G + HD 8750M Dual</a>	819	1154	NA	NA
<a href="#">Radeon HD 8550G + R5 M200 Dual</a>	619	1354	NA	NA
<a href="#">Radeon HD 8550G + R5 M230 Dual</a>	487	1513	NA	NA
<a href="#">Radeon HD 8550G N HD 8550G + HD 8600M N HD 8600M D</a>	611	1364	NA	NA
<a href="#">Radeon HD 8570</a>	962	1052	<a href="#">9.76</a>	<a href="#">\$98.68*</a>
<a href="#">Radeon HD 8570 + 8670D Dual</a>	620	1353	NA	NA
<a href="#">Radeon HD 8570D + HD 6670 Dual</a>	1039	1007	NA	NA

CPU  
Benchmarks

Video Card  
Benchmarks

Hard Drive  
Benchmarks

Memory  
Benchmarks

PC  
Benchmarks

Software  
Marketshare

Database  
Benchmarks

Android  
Benchmarks

iOS  
Benchmarks

Videocard Name	Passmark G3D Mark (higher is better)	Rank (lower is better)	Videocard Value (higher is better)	Price (USD)
<u>Radeon HD 6970D + HD 6970 Dual</u>	500	1112	NA	NA
<u>Radeon HD 8570D + HD 6670 Dual</u>	1260	908	NA	NA
<u>Radeon HD 8570D + HD 7000 Dual</u>	753	1216	NA	NA
<u>Radeon HD 8570D + HD 7700 Dual</u>	1834	738	NA	NA
<u>Radeon HD 8570D + HD 8470 Dual</u>	338	1659	NA	NA
<u>Radeon HD 8570D + HD 8570 Dual</u>	1032	1009	NA	NA
<u>Radeon HD 8570D + R5 235 Dual</u>	470	1536	NA	NA
<u>Radeon HD 8570D + R7 200 Dual</u>	999	1028	NA	NA
<u>Radeon HD 8570D + R7 240 Dual</u>	963	1051	NA	NA
<u>Radeon HD 8570M</u>	421	1591	NA	NA
<u>Radeon HD 8600/8700M</u>	1029	1011	NA	NA
<u>Radeon HD 8610G</u>	428	1581	NA	NA
<u>Radeon HD 8610G + 8500M Dual</u>	610	1368	NA	NA
Videocard Name	Passmark G3D Mark (higher is better)	Rank (lower is better)	Videocard Value (higher is better)	Price (USD)
<u>Radeon HD 8610G + 8600M Dual</u>	588	1396	NA	NA
<u>Radeon HD 8610G + 8670M Dual</u>	599	1382	NA	NA
<u>Radeon HD 8610G + HD 8500M Dual</u>	645	1321	NA	NA
<u>Radeon HD 8610G + HD 8600M Dual</u>	480	1520	NA	NA
<u>Radeon HD 8610G + HD 8670M Dual</u>	577	1410	NA	NA
<u>Radeon HD 8610G + R5 M200 Dual</u>	676	1291	NA	NA
<u>Radeon HD 8650D</u>	396	1610	NA	NA
<u>Radeon HD 8650G</u>	550	1443	NA	NA
<u>Radeon HD 8650G + 7600M Dual</u>	741	1232	NA	NA
<u>Radeon HD 8650G + 7670M Dual</u>	883	1107	NA	NA
<u>Radeon HD 8650G + 7700M Dual</u>	1126	965	NA	NA
<u>Radeon HD 8650G + 8500M Dual</u>	626	1348	NA	NA
<u>Radeon HD 8650G + 8570M Dual</u>	654	1312	NA	NA
<u>Radeon HD 8650G + 8600/8700M Dual</u>	831	1142	NA	NA
<u>Radeon HD 8650G + 8600M Dual</u>	613	1362	NA	NA
<u>Radeon HD 8650G + 8670M Dual</u>	635	1331	NA	NA
<u>Radeon HD 8650G + 8750M Dual</u>	786	1182	NA	NA
<u>Radeon HD 8650G + HD 7600M Dual</u>	819	1153	NA	NA
<u>Radeon HD 8650G + HD 8600/8700M Dual</u>	763	1205	NA	NA

CPU  
Benchmarks

Video Card  
Benchmarks

Hard Drive  
Benchmarks

Memory  
Benchmarks

PC  
Benchmarks

Software  
Marketshare

Database  
Benchmarks

Android  
Benchmarks

iOS  
Benchmarks

Videocard Name	Passmark G3D Mark (higher is better)	Rank (lower is better)	Videocard Value (higher is better)	Price (USD)
<u>Radeon HD 8650G + HD 8650M N HD 8650M Dual</u>	707	1210	NA	NA
<u>Radeon HD 8650G + HD 8670M Dual</u>	585	1403	NA	NA
<u>Radeon HD 8650G + HD 8750M Dual</u>	778	1188	NA	NA
<u>Radeon HD 8650G + HD 8790M Dual</u>	799	1171	NA	NA
<u>Radeon HD 8650G + R5 M200 Dual</u>	722	1248	NA	NA
<u>Radeon HD 8650G + R5 M230 Dual</u>	686	1279	NA	NA
<u>Radeon HD 8650G N HD 8650G + HD 8570M Dual</u>	773	1194	NA	NA
<u>Radeon HD 8650G N HD 8650G + HD 8600/8700M Dual</u>	796	1175	NA	NA
<u>Radeon HD 8650G N HD 8650G + HD 8600M N HD 8600M D</u>	679	1285	NA	NA
<u>Radeon HD 8670D</u>	542	1459	NA	NA
<u>Radeon HD 8670D + 6670 Dual</u>	1361	878	NA	NA
<u>Radeon HD 8670D + 7000 Dual</u>	811	1162	NA	NA
<u>Radeon HD 8670D + 7700 Dual</u>	1788	753	NA	NA
<u>Radeon HD 8670D + 8570 Dual</u>	974	1043	NA	NA
<u>Radeon HD 8670D + HD 6670 Dual</u>	1221	927	NA	NA
<u>Radeon HD 8670D + HD 7000 Dual</u>	718	1254	NA	NA
<u>Radeon HD 8670D + HD 7600 Dual</u>	1317	890	NA	NA
<u>Radeon HD 8670D + HD 7700 Dual</u>	1892	719	NA	NA
<u>Radeon HD 8670D + R5 235 Dual</u>	836	1134	NA	NA
<u>Radeon HD 8670D + R5 330 Dual</u>	746	1223	NA	NA
<u>Radeon HD 8670D + R7 200 Dual</u>	949	1056	NA	NA
<u>Radeon HD 8670D + R7 240 Dual</u>	1020	1016	NA	NA
<u>Radeon HD 8670D N HD 8670D + HD 8670D Dual</u>	488	1512	NA	NA
<u>Radeon HD 8670M</u>	520	1482	NA	NA
<u>Radeon HD 8690A</u>	486	1518	NA	NA
<u>Radeon HD 8690M</u>	984	1036	NA	NA
<u>Radeon HD 8730M</u>	721	1249	NA	NA
Videocard Name	Passmark G3D Mark (higher is better)	Rank (lower is better)	Videocard Value (higher is better)	Price (USD)
<u>Radeon HD 8750M</u>	956	1054	NA	NA
<u>Radeon HD 8790M</u>	1305	900	NA	NA
<u>Radeon HD 8790M / R9 M290X</u>	1210	929	NA	NA
<u>Radeon HD 8800M</u>	1799	748	NA	NA
<u>Radeon HD 8800M / R9 M270X / M370X</u>	1799	748	NA	NA

CPU  
Benchmarks

Video Card  
Benchmarks

Videocard Name				Passmark G3D Mark (higher is better)	Rank (lower is better)	Videocard Value (higher is better)	Price (USD)
Hard Drive Benchmarks	Memory Benchmarks	PC Benchmarks	Software Marketshare	Database Benchmarks	Android Benchmarks	iOS Benchmarks	
<a href="#">Radeon HD 6370M</a>				5370	747	<a href="#">\$1.00</a>	<a href="#">\$100.00</a>
<a href="#">Radeon HD 8990</a>				5214	334	NA	NA
<a href="#">Radeon HD HD7850M</a>				1651	790	NA	NA
<a href="#">Radeon HDG 4670</a>				170	1828	NA	NA
<a href="#">RADEON IGP 34xM</a>				1	2456	NA	NA
<a href="#">RADEON IGP 320</a>				3	2399	NA	NA
<a href="#">Radeon IGP 320M</a>				3	2406	NA	NA
<a href="#">Radeon IGP 340M</a>				2	2444	NA	NA
<a href="#">RADEON IGP 345M</a>				2	2433	NA	NA
<a href="#">RADEON IGP 350M</a>				6	2337	NA	NA
<a href="#">Radeon Infoshock 3000</a>				106	1972	NA	NA
<a href="#">Radeon Instinct MI25 MxGPU</a>				4978	355	NA	NA
<a href="#">Radeon M535DX</a>				749	1220	NA	NA
<a href="#">Radeon Pro</a>				2324	612	<a href="#">10.11</a>	<a href="#">\$229.99*</a>
<a href="#">Radeon Pro 450</a>				2722	538	NA	NA
<a href="#">Radeon Pro 455</a>				3112	499	<a href="#">6.93</a>	<a href="#">\$449.00*</a>
<a href="#">Radeon Pro 460</a>				3452	463	NA	NA
<a href="#">Radeon Pro 465</a>				4537	380	NA	NA
<a href="#">Radeon Pro 555</a>				3140	496	<a href="#">2.99</a>	<a href="#">\$1,049.00*</a>
<a href="#">Radeon Pro 560</a>				3475	461	NA	NA
<a href="#">Radeon Pro 560X</a>				3677	443	NA	NA
<a href="#">Radeon Pro 570</a>				6336	277	NA	NA
<a href="#">Radeon Pro 580</a>				7753	235	NA	NA
<a href="#">Radeon Pro 580X</a>				7540	240	NA	NA
<a href="#">Radeon Pro 5300</a>				7229	245	NA	NA
<a href="#">Radeon Pro 5300M</a>				5986	293	NA	NA
<a href="#">Radeon Pro 5500 XT</a>				8264	214	NA	NA
<a href="#">Radeon Pro 5500M</a>				6816	264	NA	NA
<a href="#">Radeon Pro 5600M</a>				9380	187	NA	NA
<a href="#">Radeon Pro 5700</a>				11844	144	NA	NA
<a href="#">Radeon Pro 5700 XT</a>				12690	129	NA	NA
<a href="#">Radeon Pro Duo</a>				8296	213	<a href="#">2.09</a>	<a href="#">\$3,970.36*</a>
<a href="#">Radeon PRO Ryzen 5 PRO 6650U</a>				4066	411	NA	NA
							<a href="#">410.15*</a>
<a href="#">Radeon Pro V340 MxGPU</a>				2853	519	NA	NA

CPU  
Benchmarks

Video Card  
Benchmarks

Hard Drive  
Benchmarks

Memory  
Benchmarks

PC  
Benchmarks

Software  
Marketshare

Database  
Benchmarks

Android  
Benchmarks

iOS  
Benchmarks

Videocard Name	Passmark G3D Mark (higher is better)	Rank (lower is better)	Videocard Value (higher is better)	Price (USD)
<u><a href="#">Radeon Pro Vega 10</a></u>	1002	372	NA	NA
<u><a href="#">Radeon Pro Vega 20</a></u>	5263	327	NA	NA
<u><a href="#">Radeon Pro Vega 48</a></u>	11299	152	NA	NA
<u><a href="#">Radeon Pro Vega 56</a></u>	12353	138	NA	NA
Videocard Name	Passmark G3D Mark (higher is better)	Rank (lower is better)	Videocard Value (higher is better)	Price (USD)
<u><a href="#">Radeon Pro Vega 64</a></u>	12918	127	NA	NA
<u><a href="#">Radeon Pro Vega II</a></u>	15667	80	NA	NA
<u><a href="#">Radeon Pro VII</a></u>	15441	89	NA	NA
<u><a href="#">Radeon Pro W5500</a></u>	9121	191	<u><a href="#">22.25</a></u>	<u><a href="#">\$409.99*</a></u>
<u><a href="#">Radeon Pro W5500M</a></u>	2010	684	NA	NA
<u><a href="#">Radeon Pro W5500X</a></u>	6966	257	NA	NA
<u><a href="#">Radeon Pro W5700</a></u>	15493	86	<u><a href="#">23.84</a></u>	<u><a href="#">\$649.99*</a></u>
<u><a href="#">Radeon PRO W6400</a></u>	7991	224	NA	NA
<u><a href="#">Radeon PRO W6600</a></u>	16143	76	NA	NA
<u><a href="#">Radeon PRO W6600X</a></u>	13113	121	NA	NA
<u><a href="#">Radeon PRO W6800</a></u>	19768	44	<u><a href="#">10.69</a></u>	<u><a href="#">\$1,849.99*</a></u>
<u><a href="#">Radeon PRO W7600</a></u>	19589	47	NA	NA
<u><a href="#">Radeon PRO W7800</a></u>	32145	3	NA	NA
<u><a href="#">Radeon PRO W7900</a></u>	30892	6	NA	NA
<u><a href="#">Radeon Pro WX 2100</a></u>	1797	751	NA	NA
<u><a href="#">Radeon Pro WX 3100</a></u>	2488	580	NA	NA
<u><a href="#">Radeon Pro WX 3200</a></u>	2408	596	<u><a href="#">10.95</a></u>	<u><a href="#">\$219.82</a></u>
<u><a href="#">Radeon Pro WX 4100</a></u>	3763	435	<u><a href="#">7.53</a></u>	<u><a href="#">\$499.99*</a></u>
<u><a href="#">Radeon Pro WX 4130</a></u>	1877	722	NA	NA
<u><a href="#">Radeon Pro WX 4150</a></u>	2396	599	<u><a href="#">3.93</a></u>	<u><a href="#">\$610.04*</a></u>
<u><a href="#">Radeon Pro WX 4170</a></u>	1409	869	NA	NA
<u><a href="#">Radeon Pro WX 5100</a></u>	5653	303	<u><a href="#">15.70</a></u>	<u><a href="#">\$359.99*</a></u>
<u><a href="#">Radeon Pro WX 7100</a></u>	7922	227	<u><a href="#">7.56</a></u>	<u><a href="#">\$1,047.99*</a></u>
<u><a href="#">Radeon Pro WX 7130</a></u>	6577	273	NA	NA
<u><a href="#">Radeon Pro WX 8200</a></u>	13925	103	<u><a href="#">8.71</a></u>	<u><a href="#">\$1,599.39*</a></u>
<u><a href="#">Radeon Pro WX 9100</a></u>	13192	119	NA	NA
<u><a href="#">Radeon Pro WX Vega M GL</a></u>	4643	374	NA	NA
<u><a href="#">Radeon R2E</a></u>	212	1779	NA	NA

Videocard Name	Passmark G3D Mark (higher is better)	Rank (lower is better)	Videocard Value (higher is better)	Price (USD)
<u>Radeon R4</u>	332	1664	<a href="#">0.84</a>	<a href="#">\$396.99*</a>
<u>Radeon R4E</u>	487	1514	NA	NA
<u>Radeon R5 220</u>	133	1893	<a href="#">1.56</a>	<a href="#">\$85.26*</a>
<u>Radeon R5 230</u>	221	1767	<a href="#">2.74</a>	<a href="#">\$81.10*</a>
<u>Radeon R5 235</u>	341	1652	<a href="#">5.68</a>	<a href="#">\$60.13*</a>
<u>Radeon R5 235 + HD 7560D Dual</u>	743	1226	NA	NA
<u>Radeon R5 235 + HD 8570D Dual</u>	737	1238	NA	NA
<u>Radeon R5 235X</u>	277	1718	NA	NA
<u>Radeon R5 240</u>	529	1471	<a href="#">6.23</a>	<a href="#">\$85.00*</a>
<u>Radeon R5 310</u>	331	1665	<a href="#">0.66</a>	<a href="#">\$499.00*</a>
<u>Radeon R5 330</u>	512	1489	<a href="#">1.51</a>	<a href="#">\$339.99*</a>
<u>Radeon R5 340</u>	984	1037	NA	NA
<u>Radeon R5 420</u>	574	1419	<a href="#">14.39</a>	<a href="#">\$39.95*</a>
<u>Radeon R5 430</u>	944	1062	<a href="#">16.00</a>	<a href="#">\$59.00*</a>
<u>Radeon R5 435</u>	840	1131	NA	NA
<u>Radeon R5 A6-7480</u>	676	1290	NA	NA
<u>Radeon R5 A6-8500P</u>	586	1401	NA	NA
Videocard Name	Passmark G3D Mark (higher is better)	Rank (lower is better)	Videocard Value (higher is better)	Price (USD)
<u>Radeon R5 A6-9400 RADEON R5, 6 COMPUTE CORES 2C+4G</u>	605	1374	NA	NA
<u>Radeon R5 A6-9500 2C+6G</u>	853	1122	NA	NA
<u>Radeon R5 A6-9500 RADEON R5, 8 COMPUTE CORES 2C+6G</u>	901	1091	NA	NA
<u>Radeon R5 A6-9500E 2C+4G</u>	1014	1020	NA	NA
<u>Radeon R5 A6-9500E RADEON R5, 6 COMPUTE CORES 2C+4</u>	712	1261	NA	NA
<u>Radeon R5 A10-9600P 4C+6G</u>	619	1355	NA	NA
<u>Radeon R5 A10-9600P RADEON R5, 10 COMPUTE CORES 4C</u>	703	1269	NA	NA
<u>Radeon R5 A10-9620P 4C+6G</u>	731	1239	NA	NA
<u>Radeon R5 A10-9620P RADEON R5, 10 COMPUTE CORES 4C</u>	693	1275	NA	NA
<u>Radeon R5 A10-9630P 4C+6G</u>	977	1041	NA	NA
<u>Radeon R5 A10-9630P RADEON R5, 10 COMPUTE CORES 4C</u>	825	1147	NA	NA
<u>Radeon R5 M230</u>	413	1594	NA	NA



CPU  
Benchmarks

Video Card  
Benchmarks

Videocard Name				Passmark G3D Mark (higher is better)	Rank (lower is better)	Videocard Value (higher is better)	Price (USD)
Hard Drive Benchmarks	Memory Benchmarks	PC Benchmarks	Software Marketshare	Database Benchmarks	Android Benchmarks	iOS Benchmarks	
<u>Radeon R5 M230</u>				392	1533	NA	NA
<u>Radeon R5 M315</u>				473	1533	NA	NA
<u>Radeon R5 M320</u>				439	1574	NA	NA
<u>Radeon R5 M330</u>				595	1387	NA	NA
<u>Radeon R5 M335</u>				548	1445	NA	NA
<u>Radeon R5 M420</u>				480	1521	NA	NA
<u>Radeon R5 M430</u>				648	1318	NA	NA
<u>Radeon R5 M435</u>				801	1168	NA	NA
<u>Radeon R5 Opteron X3216</u>				394	1611	NA	NA
<u>Radeon R5 PRO A6-8500B 2C+4G</u>				508	1494	NA	NA
<u>Radeon R5 PRO A6-8500B R5, 6 Compute Cores 2C+4G</u>				472	1534	NA	NA
<u>Radeon R5 PRO A6-8530B 2C+4G</u>				689	1277	NA	NA
<u>Radeon R5 PRO A6-8570 2C+6G</u>				847	1127	NA	NA
<u>Radeon R5 PRO A6-8570 R5, 8 COMPUTE CORES 2C+6G</u>				984	1035	NA	NA
<u>Radeon R5 PRO A6-8570E 2C+4G</u>				637	1326	NA	NA
<u>Radeon R5 PRO A6-8570E R5, 6 COMPUTE CORES 2C+4G</u>				799	1169	NA	NA
<u>Radeon R5 PRO A6-9500 2C+6G</u>				1096	980	NA	NA
<u>Radeon R5 PRO A6-9500 R5, 8 COMPUTE CORES 2C+6G</u>				832	1140	NA	NA
<u>Radeon R5 PRO A6-9500B 2C+4G</u>				693	1274	NA	NA
<u>Radeon R5 PRO A6-9500B R5, 6 COMPUTE CORES 2C+4G</u>				408	1598	NA	NA
<u>Radeon R5 PRO A6-9500E 2C+4G</u>				770	1199	NA	NA
<u>Radeon R5 PRO A8-9600B 4C+6G</u>				658	1307	NA	NA
<u>Radeon R5 PRO A8-9600B R5, 10 COMPUTE CORES 4C+6G</u>				562	1433	NA	NA
<u>Radeon R5 PRO A10-8730B 4C+6G</u>				695	1273	NA	NA
<u>Radeon R5 PRO A10-8730B R5, 10 COMPUTE CORES 4C+6G</u>				642	1324	NA	NA
<u>Radeon R5E</u>				296	1694	NA	NA
<u>Radeon R6</u>				613	1361	NA	NA
<u>Radeon R6 + R7 M265DX Dual</u>				570	1424	NA	NA
<u>Radeon R6 A8-8600P</u>				474	1529	NA	NA
<u>Radeon R6 A10-8700P</u>				541	1461	NA	NA
<u>Radeon R6 A10-9600P 4C+6G</u>				970	1047	NA	NA
<u>Radeon R6 PRO A8-8600B 4C+6G</u>				531	1469	NA	NA

CPU  
Benchmarks

Video Card  
Benchmarks

Hard Drive  
Benchmarks

Memory  
Benchmarks

PC  
Benchmarks

Software  
Marketshare

Database  
Benchmarks

Android  
Benchmarks

iOS  
Benchmarks

Videocard Name	Passmark G3D Mark (higher is better)	Rank (lower is better)	Videocard Value (higher is better)	Price (USD)
<u>Radeon R6 PRO A10-8700B 4C+6G</u>	538	1463	NA	NA
<u>Radeon R6 PRO A10-8700B R6, 10 Compute Cores 4C+6G</u>	535	1464	NA	NA
<u>Radeon R7 240</u>	887	1104	<a href="#">8.07</a>	<a href="#">\$109.99*</a>
<u>Radeon R7 240 + HD 8570D Dual</u>	917	1080	NA	NA
<u>Radeon R7 240 + HD 8670D Dual</u>	930	1074	NA	NA
<u>Radeon R7 250</u>	1087	985	<a href="#">5.72</a>	<a href="#">\$189.97*</a>
<u>Radeon R7 250X</u>	2268	628	<a href="#">11.70</a>	<a href="#">\$194.00*</a>
<u>Radeon R7 260</u>	2891	516	<a href="#">32.13</a>	<a href="#">\$89.99*</a>
<u>Radeon R7 260X</u>	3163	493	<a href="#">22.60</a>	<a href="#">\$139.99*</a>
<u>Radeon R7 340</u>	1027	1013	NA	NA
<u>Radeon R7 360</u>	3070	503	<a href="#">21.03</a>	<a href="#">\$145.99*</a>
<u>Radeon R7 370</u>	4512	384	NA	NA
<u>Radeon R7 430</u>	1108	975	<a href="#">7.36</a>	<a href="#">\$150.58*</a>
<u>Radeon R7 450</u>	1938	704	<a href="#">6.48</a>	<a href="#">\$299.00*</a>
<u>Radeon R7 7850A10-7850K</u>	551	1442	NA	NA
<u>Radeon R7 +8G</u>	1190	940	NA	NA
<u>Radeon R7 + HD 7700 Dual</u>	1962	700	NA	NA
<u>Radeon R7 + R5 330 Dual</u>	1028	1012	NA	NA
<u>Radeon R7 + R5 340 Dual</u>	1234	920	NA	NA
<u>Radeon R7 + R5 435 Dual A10-9700 RADEON</u>	885	1105	NA	NA
<u>Radeon R7 + R5 Dual</u>	897	1095	NA	NA
<u>Radeon R7 + R7 200 Dual</u>	1077	992	NA	NA
<u>Radeon R7 + R7 240 Dual</u>	1045	1004	NA	NA
<u>Radeon R7 + R7 250 Dual</u>	1232	921	NA	NA
<u>Radeon R7 + R7 350 Dual</u>	1982	695	NA	NA
<u>Radeon R7 A8 PRO-7600B</u>	666	1298	NA	NA
<u>Radeon R7 A8-7500</u>	907	1089	NA	NA
<u>Radeon R7 A8-7500 4C+6G</u>	853	1123	NA	NA
<u>Radeon R7 A8-7600</u>	780	1187	NA	NA
<u>Radeon R7 A8-7650K</u>	743	1228	NA	NA
<u>Radeon R7 A8-7670K</u>	848	1126	NA	NA
<u>Radeon R7 A8-9600 RADEON</u>	843	1130	NA	NA

CPU  
Benchmarks

Video Card  
Benchmarks

Hard Drive  
Benchmarks

Memory  
Benchmarks

PC  
Benchmarks

Software  
Marketshare

Database  
Benchmarks

Android  
Benchmarks

iOS  
Benchmarks

Videocard Name	Passmark G3D Mark (higher is better)	Rank (lower is better)	Videocard Value (higher is better)	Price (USD)
<u><a href="#">Radeon R7 A10 PRO-7850B</a></u>	900	1100	NA	NA
<u><a href="#">Radeon R7 A10 PRO-7850B</a></u>	914	1081	NA	NA
<u><a href="#">Radeon R7 A10-7700K</a></u>	787	1181	NA	NA
<u><a href="#">Radeon R7 A10-7800</a></u>	714	1258	NA	NA
<u><a href="#">Radeon R7 A10-7850K</a></u>	980	1039	NA	NA
<u><a href="#">Radeon R7 A10-7860K</a></u>	907	1090	NA	NA
<u><a href="#">Radeon R7 A10-7870K</a></u>	1137	961	NA	NA
<u><a href="#">Radeon R7 A10-7890K</a></u>	777	1189	NA	NA
<u><a href="#">Radeon R7 A10-8750</a></u>	843	1129	NA	NA
<u><a href="#">Radeon R7 A10-8850</a></u>	773	1196	NA	NA
<u><a href="#">Radeon R7 A10-9700 RADEON</a></u>	928	1076	NA	NA
<u><a href="#">Radeon R7 A10-9700E RADEON</a></u>	1137	962	NA	NA
<u><a href="#">Radeon R7 A12-9700P RADEON</a></u>	740	1233	<a href="#">1.70</a>	<a href="#">\$435.92*</a>
<u><a href="#">Radeon R7 A12-9720P RADEON</a></u>	743	1230	<a href="#">2.03</a>	<a href="#">\$365.48*</a>
Videocard Name	Passmark G3D Mark (higher is better)	Rank (lower is better)	Videocard Value (higher is better)	Price (USD)
<u><a href="#">Radeon R7 A12-9730P RADEON</a></u>	1047	1003	NA	NA
<u><a href="#">Radeon R7 A12-9800 RADEON</a></u>	1118	969	NA	NA
<u><a href="#">Radeon R7 A12-9800E RADEON</a></u>	940	1066	<a href="#">6.76</a>	<a href="#">\$139.19*</a>
<u><a href="#">Radeon R7 A265</a></u>	993	1032	NA	NA
<u><a href="#">Radeon R7 A360</a></u>	629	1341	NA	NA
<u><a href="#">Radeon R7 A365</a></u>	781	1185	NA	NA
<u><a href="#">Radeon R7 A370</a></u>	1281	904	NA	NA
<u><a href="#">Radeon R7 FX-8800P</a></u>	816	1157	NA	NA
<u><a href="#">Radeon R7 FX-9800P RADEON</a></u>	740	1234	<a href="#">1.40</a>	<a href="#">\$530.00*</a>
<u><a href="#">Radeon R7 FX-9830P RADEON</a></u>	1515	831	NA	NA
<u><a href="#">Radeon R7 G</a></u>	869	1111	NA	NA
<u><a href="#">Radeon R7 M260</a></u>	486	1517	<a href="#">0.61</a>	<a href="#">\$799.00*</a>
<u><a href="#">Radeon R7 M260DX</a></u>	816	1156	NA	NA
<u><a href="#">Radeon R7 M260X</a></u>	1009	1022	NA	NA
<u><a href="#">Radeon R7 M265</a></u>	543	1455	NA	NA
<u><a href="#">Radeon R7 M265DX</a></u>	498	1503	NA	NA
<u><a href="#">Radeon R7 M270</a></u>	766	1203	NA	NA
<u><a href="#">Radeon R7 M360</a></u>	563	1431	NA	NA

CPU  
Benchmarks

Video Card  
Benchmarks

Hard Drive  
Benchmarks

Memory  
Benchmarks

PC  
Benchmarks

Software  
Marketshare

Database  
Benchmarks

Android  
Benchmarks

iOS  
Benchmarks

Videocard Name	Passmark G3D Mark (higher is better)	Rank (lower is better)	Videocard Value (higher is better)	Price (USD)
<u><a href="#">Radeon R7 M270</a></u>	1777	587	NA	NA
<u><a href="#">Radeon R7 M380</a></u>	1668	786	NA	NA
<u><a href="#">Radeon R7 M440</a></u>	889	1101	NA	NA
<u><a href="#">Radeon R7 M445</a></u>	939	1067	<a href="#">1.26</a>	<a href="#">\$744.00*</a>
<u><a href="#">Radeon R7 M460</a></u>	1113	972	NA	NA
<u><a href="#">Radeon R7 M465</a></u>	1150	957	NA	NA
<u><a href="#">Radeon R7 M465X</a></u>	1623	798	NA	NA
<u><a href="#">Radeon R7 Opteron X3421</a></u>	1168	945	NA	NA
<u><a href="#">Radeon R7 PRO A6-9500 2G+6G</a></u>	781	1184	NA	NA
<u><a href="#">Radeon R7 PRO A8-8650B</a></u>	728	1241	NA	NA
<u><a href="#">Radeon R7 PRO A8-8670E</a></u>	1309	895	NA	NA
<u><a href="#">Radeon R7 PRO A8-9600</a></u>	962	1053	NA	NA
<u><a href="#">Radeon R7 PRO A10-8750B</a></u>	743	1227	NA	NA
<u><a href="#">Radeon R7 PRO A10-8770</a></u>	885	1106	NA	NA
<u><a href="#">Radeon R7 PRO A10-8770E</a></u>	818	1155	NA	NA
<u><a href="#">Radeon R7 PRO A10-8850B</a></u>	945	1061	NA	NA
<u><a href="#">Radeon R7 PRO A10-9700</a></u>	806	1165	NA	NA
<u><a href="#">Radeon R7 PRO A10-9700B</a></u>	669	1294	NA	NA
<u><a href="#">Radeon R7 PRO A10-9700E</a></u>	971	1046	<a href="#">1.84</a>	<a href="#">\$529.00*</a>
<u><a href="#">Radeon R7 PRO A12-8800B</a></u>	597	1384	NA	NA
<u><a href="#">Radeon R7 PRO A12-8830B</a></u>	593	1390	NA	NA
<u><a href="#">Radeon R7 PRO A12-8870</a></u>	857	1119	NA	NA
<u><a href="#">Radeon R7 PRO A12-8870E</a></u>	966	1048	NA	NA
<u><a href="#">Radeon R7 PRO A12-9800</a></u>	933	1072	NA	NA
<u><a href="#">Radeon R7 PRO A12-9800B</a></u>	669	1295	NA	NA
<u><a href="#">Radeon R7 PRO A12-9800E</a></u>	936	1070	NA	NA
<u><a href="#">Radeon R7E</a></u>	564	1430	NA	NA
<u><a href="#">Radeon R8 M365DX</a></u>	599	1383	NA	NA
Videocard Name	Passmark G3D Mark (higher is better)	Rank (lower is better)	Videocard Value (higher is better)	Price (USD)
<u><a href="#">Radeon R8 M445DX</a></u>	795	1177	NA	NA
<u><a href="#">Radeon R8 M535DX</a></u>	670	1293	NA	NA
<u><a href="#">Radeon R9 255</a></u>	1456	852	<a href="#">4.23</a>	<a href="#">\$344.16*</a>
<u><a href="#">Radeon R9 270 / R7 370</a></u>	4259	401	<a href="#">19.98</a>	<a href="#">\$213.16*</a>



CPU  
Benchmarks

Video Card  
Benchmarks

Hard Drive  
Benchmarks

Memory  
Benchmarks

PC  
Benchmarks

Software  
Marketshare

Database  
Benchmarks

Android  
Benchmarks

iOS  
Benchmarks

Videocard Name	Passmark G3D Mark (higher is better)	Rank (lower is better)	Videocard Value (higher is better)	Price (USD)
<u><a href="#">Radeon R9 M470X</a></u>	3400	470	NA	NA
<u><a href="#">Radeon R9 M470X</a></u>	3400	470	NA	NA
<u><a href="#">Radeon R9 M485X</a></u>	3660	444	NA	NA
<u><a href="#">Radeon RX590 GME</a></u>	8558	207	NA	NA
<u><a href="#">Radeon RX 460</a></u>	4117	408	<u><a href="#">24.69</a></u>	<u><a href="#">\$166.81*</a></u>
Videocard Name	Passmark G3D Mark (higher is better)	Rank (lower is better)	Videocard Value (higher is better)	Price (USD)
<u><a href="#">Radeon RX 470/570</a></u>	8051	220	<u><a href="#">20.70</a></u>	<u><a href="#">\$388.99*</a></u>
<u><a href="#">Radeon RX 480</a></u>	8675	203	<u><a href="#">25.52</a></u>	<u><a href="#">\$339.99*</a></u>
<u><a href="#">Radeon RX 540</a></u>	1896	717	NA	NA
<u><a href="#">Radeon RX 550</a></u>	2700	543	<u><a href="#">12.09</a></u>	<u><a href="#">\$223.32</a></u>
<u><a href="#">Radeon RX 550X</a></u>	2295	618	NA	NA
<u><a href="#">Radeon RX 560</a></u>	3639	447	<u><a href="#">16.85</a></u>	<u><a href="#">\$215.99</a></u>
<u><a href="#">Radeon RX 560X</a></u>	3194	491	NA	NA
<u><a href="#">Radeon RX 570X</a></u>	1923	710	<u><a href="#">11.41</a></u>	<u><a href="#">\$168.61</a></u>
<u><a href="#">Radeon RX 580</a></u>	8910	200	<u><a href="#">49.50</a></u>	<u><a href="#">\$179.99*</a></u>
<u><a href="#">Radeon RX 580 2048SP</a></u>	7753	234	NA	NA
<u><a href="#">Radeon RX 580X</a></u>	7798	231	NA	NA
<u><a href="#">Radeon RX 590</a></u>	9533	179	<u><a href="#">17.33</a></u>	<u><a href="#">\$549.99*</a></u>
<u><a href="#">Radeon RX 640</a></u>	1887	720	NA	NA
<u><a href="#">Radeon RX 5300</a></u>	7662	236	NA	NA
<u><a href="#">Radeon RX 5300M</a></u>	4307	398	NA	NA
<u><a href="#">Radeon RX 5500</a></u>	8834	201	NA	NA
<u><a href="#">Radeon RX 5500 XT</a></u>	9182	190	<u><a href="#">49.64</a></u>	<u><a href="#">\$184.99*</a></u>
<u><a href="#">Radeon RX 5500M</a></u>	5373	317	NA	NA
<u><a href="#">Radeon RX 5600</a></u>	11470	150	NA	NA
<u><a href="#">Radeon RX 5600 XT</a></u>	13789	108	<u><a href="#">25.30</a></u>	<u><a href="#">\$545.00*</a></u>
<u><a href="#">Radeon RX 5600M</a></u>	8167	216	NA	NA
<u><a href="#">Radeon RX 5700</a></u>	14664	99	<u><a href="#">47.31</a></u>	<u><a href="#">\$309.99*</a></u>
<u><a href="#">Radeon RX 5700 XT</a></u>	16858	68	<u><a href="#">46.43</a></u>	<u><a href="#">\$363.12</a></u>
<u><a href="#">Radeon RX 5700 XT 50th Anniversary</a></u>	16640	71	NA	NA
<u><a href="#">Radeon RX 6400</a></u>	7461	242	<u><a href="#">46.64</a></u>	<u><a href="#">\$159.99</a></u>
<u><a href="#">Radeon RX 6500</a></u>	6801	265	NA	NA
				<u><a href="#">39.99</a></u>
<u><a href="#">Radeon RX 6600</a></u>	15160	92	<u><a href="#">46.08</a></u>	<u><a href="#">\$329.00*</a></u>

CPU  
Benchmarks

Video Card  
Benchmarks

Videocard Name	Passmark G3D Mark (higher is better)	Rank (lower is better)	Videocard Value (higher is better)	Price (USD)
<u><a href="#">Radeon RX 6600M</a></u>	10000	...	<u><a href="#">97.97</a></u>	<u><a href="#">\$200.00</a></u>
<u><a href="#">Radeon RX 6600S</a></u>	14896	95	NA	NA
<u><a href="#">Radeon RX 6650 XT</a></u>	17528	65	<u><a href="#">71.55</a></u>	<u><a href="#">\$244.99</a></u>
<u><a href="#">Radeon RX 6650M</a></u>	13413	116	NA	NA
<u><a href="#">Radeon RX 6700</a></u>	18871	53	NA	NA
<u><a href="#">Radeon RX 6700 XT</a></u>	19874	43	<u><a href="#">62.11</a></u>	<u><a href="#">\$319.99</a></u>
<u><a href="#">Radeon RX 6700M</a></u>	13282	118	<u><a href="#">47.34</a></u>	<u><a href="#">\$280.57</a></u>
<u><a href="#">Radeon RX 6700S</a></u>	14797	97	NA	NA
<u><a href="#">Radeon RX 6750 XT</a></u>	21140	35	<u><a href="#">60.40</a></u>	<u><a href="#">\$349.99</a></u>
<u><a href="#">Radeon RX 6800</a></u>	22382	29	<u><a href="#">52.05</a></u>	<u><a href="#">\$429.99</a></u>
<u><a href="#">Radeon RX 6800 XT</a></u>	25184	19	<u><a href="#">51.98</a></u>	<u><a href="#">\$484.52</a></u>
<u><a href="#">Radeon RX 6800M</a></u>	13026	123	NA	NA
<u><a href="#">Radeon RX 6800S</a></u>	15536	85	NA	NA
<u><a href="#">Radeon RX 6850M</a></u>	12274	139	NA	NA
<u><a href="#">Radeon RX 6850M XT</a></u>	18121	62	NA	NA
<u><a href="#">Radeon RX 6900 XT</a></u>	26962	13	<u><a href="#">36.06</a></u>	<u><a href="#">\$747.71</a></u>
<u><a href="#">Radeon RX 6950 XT</a></u>	28614	10	<u><a href="#">34.39</a></u>	<u><a href="#">\$832.05*</a></u>
<u><a href="#">Radeon RX 7600</a></u>	16692	70	<u><a href="#">64.70</a></u>	<u><a href="#">\$257.99</a></u>
<u><a href="#">Radeon RX 7600M XT</a></u>	15347	91	NA	NA
Videocard Name	Passmark G3D Mark (higher is better)	Rank (lower is better)	Videocard Value (higher is better)	Price (USD)
<u><a href="#">Radeon RX 7600S</a></u>	13011	124	NA	NA
<u><a href="#">Radeon RX 7700 XT</a></u>	18185	61	<u><a href="#">40.41</a></u>	<u><a href="#">\$449.99</a></u>
<u><a href="#">Radeon RX 7800 XT</a></u>	25076	20	<u><a href="#">48.23</a></u>	<u><a href="#">\$519.99</a></u>
<u><a href="#">Radeon RX 7900 GRE</a></u>	27452	11	NA	NA
<u><a href="#">Radeon RX 7900 XT</a></u>	29057	8	<u><a href="#">36.32</a></u>	<u><a href="#">\$799.99</a></u>
<u><a href="#">Radeon RX 7900 XTX</a></u>	31173	5	<u><a href="#">32.85</a></u>	<u><a href="#">\$949.00</a></u>
<u><a href="#">Radeon RX Vega11</a></u>	1605	804	NA	NA
<u><a href="#">Radeon RX Vega11 Ryzen 7 Microsoft Surface Edition</a></u>	1356	880	NA	NA
<u><a href="#">Radeon RX Vega 8</a></u>	1473	849	NA	NA
<u><a href="#">Radeon RX Vega 10</a></u>	1650	791	NA	NA
<u><a href="#">Radeon RX Vega 10 Ryzen 7 3700U</a></u>	1495	841	NA	NA
<u><a href="#">Radeon RX Vega 10 Ryzen 7 3750H</a></u>	1711	776	NA	NA
				<u><a href="#">002.00*</a></u>
<u><a href="#">Radeon RX Vega 11 PRD</a></u>	2401	597	NA	NA





CPU  
Benchmarks

Video Card  
Benchmarks

Videocard Name				Passmark G3D Mark (higher is better)	Rank (lower is better)	Videocard Value (higher is better)	Price (USD)
Hard Drive Benchmarks	Memory Benchmarks	PC Benchmarks	Software Marketshare	Database Benchmarks	Android Benchmarks	iOS Benchmarks	
<a href="#">Radeon Ryzen 5 PRO 5670U</a>				1315	710	NA	NA
<a href="#">Radeon Ryzen 5 PRO 6650U</a>				3660	445	NA	NA
<a href="#">Radeon Ryzen 7 3700U</a>				1400	871	NA	NA
<a href="#">Radeon Ryzen 7 4700G</a>				2596	564	NA	NA
<a href="#">Radeon Ryzen 7 4700GE</a>				2686	547	NA	NA
<a href="#">Radeon Ryzen 7 4700U</a>				2052	676	NA	NA
<a href="#">Radeon Ryzen 7 4800H</a>				4020	414	NA	NA
<a href="#">Radeon Ryzen 7 4800HS</a>				4983	354	NA	NA
<a href="#">Radeon Ryzen 7 4800U</a>				2288	620	NA	NA
<a href="#">Radeon Ryzen 7 5700U</a>				2256	633	NA	NA
<a href="#">Radeon Ryzen 7 5800H</a>				2697	544	NA	NA
<a href="#">Radeon Ryzen 7 5800HS</a>				2971	509	NA	NA
<a href="#">Radeon Ryzen 7 5800U</a>				2395	600	NA	NA
<a href="#">Radeon Ryzen 7 5825U</a>				2378	601	NA	NA
<a href="#">Radeon Ryzen 7 6800H</a>				5559	310	NA	NA
<a href="#">Radeon Ryzen 7 6800HS</a>				6656	269	NA	NA
<a href="#">Radeon Ryzen 7 6800HS Creator Edition</a>				5373	318	NA	NA
<a href="#">Radeon Ryzen 7 6800U</a>				4515	383	NA	NA
<a href="#">Radeon Ryzen 7 7700 8-Core</a>				1682	783	NA	NA
<a href="#">Radeon Ryzen 7 7700X 8-Core</a>				2487	581	NA	NA
<a href="#">Radeon Ryzen 7 7730U</a>				2466	584	NA	NA
<a href="#">Radeon Ryzen 7 7735H</a>				5626	304	NA	NA
<a href="#">Radeon Ryzen 7 7735HS</a>				5306	326	NA	NA
<a href="#">Radeon Ryzen 7 7735U</a>				5074	344	NA	NA
<a href="#">Radeon Ryzen 7 7736U</a>				5688	301	NA	NA
<a href="#">Radeon Ryzen 7 7800X3D 8-Core</a>				1707	779	NA	NA
<a href="#">Radeon Ryzen 7 Microsoft Surface Edition</a>				2273	626	NA	NA
<a href="#">Radeon Ryzen 7 PRO 4750G</a>				2600	563	NA	NA
<a href="#">Radeon Ryzen 7 PRO 4750GE</a>				2231	639	NA	NA
<a href="#">Radeon Ryzen 7 PRO 4750U</a>				2033	679	NA	NA
<a href="#">Radeon Ryzen 7 PRO 5875U</a>				2090	666	NA	NA
<a href="#">Radeon Ryzen 7 PRO 6850H</a>				5721	300	NA	NA
<a href="#">Radeon Ryzen 7 PRO 6850HS</a>				5165	336	NA	NA
<a href="#">Radeon Ryzen 7 PRO 7730U</a>				2630	558	NA	NA

Videocard Name	Passmark G3D Mark (higher is better)	Rank (lower is better)	Videocard Value (higher is better)	Price (USD)
<u><a href="#">Radeon Ryzen 9 7900U</a></u>	7185	248	NA	NA
<u><a href="#">Radeon Ryzen 9 4900HS</a></u>	6860	263	NA	NA
<u><a href="#">Radeon Ryzen 9 6900HS</a></u>	5260	329	NA	NA
<u><a href="#">Radeon Ryzen 9 6900HX</a></u>	3954	418	NA	NA
<u><a href="#">Radeon Ryzen 9 7900 12-Core</a></u>	3349	477	NA	NA
<u><a href="#">Radeon Ryzen 9 7900X 12-Core</a></u>	1497	840	NA	NA
<u><a href="#">Radeon Ryzen 9 7950X3D 16-Core</a></u>	6066	289	NA	NA
<u><a href="#">Radeon Ryzen 9 7950X 16-Core</a></u>	3901	424	NA	NA
<u><a href="#">Radeon Ryzen 9 PRO 6950HS</a></u>	1731	769	NA	NA
<u><a href="#">Radeon Ryzen 9 PRO 7945 12-Core</a></u>				
Videocard Name	Passmark G3D Mark (higher is better)	Rank (lower is better)	Videocard Value (higher is better)	Price (USD)
<u><a href="#">Radeon Ryzen Embedded R2514</a></u>	1060	997	NA	NA
<u><a href="#">Radeon Ryzen Embedded R2544</a></u>	1747	765	NA	NA
<u><a href="#">Radeon Ryzen Embedded V2516</a></u>	1163	949	NA	NA
<u><a href="#">Radeon Ryzen Embedded V2718</a></u>	1981	696	NA	NA
<u><a href="#">Radeon Ryzen Embedded V2748</a></u>	1842	734	NA	NA
<u><a href="#">Radeon Sky 500</a></u>	4736	368	NA	NA
<u><a href="#">Radeon TM R9 A360</a></u>	2105	663	NA	NA
<u><a href="#">Radeon VE</a></u>	2	2449	NA	NA
<u><a href="#">Radeon Vega 2</a></u>	506	1498	NA	NA
<u><a href="#">Radeon Vega 3</a></u>	887	1102	<a href="#">0.33</a>	<a href="#">\$2,677.99*</a>
<u><a href="#">Radeon Vega 3 3020e</a></u>	604	1376	NA	NA
<u><a href="#">Radeon Vega 3 Athlon 300GE</a></u>	1044	1006	NA	NA
<u><a href="#">Radeon Vega 3 Athlon 300U</a></u>	861	1115	NA	NA
<u><a href="#">Radeon Vega 3 Athlon 320GE</a></u>	714	1260	NA	NA
<u><a href="#">Radeon Vega 3 Athlon 3000G</a></u>	1044	1005	NA	NA
<u><a href="#">Radeon Vega 3 Athlon Gold 3150U</a></u>	612	1363	NA	NA
<u><a href="#">Radeon Vega 3 Athlon Silver 3050e</a></u>	452	1563	NA	NA
<u><a href="#">Radeon Vega 3 Athlon Silver 3050U</a></u>	844	1128	NA	NA
<u><a href="#">Radeon Vega 3 Mobile</a></u>	1025	1015	NA	NA
<u><a href="#">Radeon Vega 3 Ryzen 3 3200U</a></u>	861	1116	NA	NA
<u><a href="#">Radeon Vega 3 Ryzen 3 3250U</a></u>	813	1160	NA	NA
<u><a href="#">Radeon Vega 6</a></u>	1309	896	<a href="#">0.73</a>	<a href="#">\$1,799.99*</a>

CPU  
Benchmarks

Video Card  
Benchmarks

Videocard Name				Passmark G3D Mark (higher is better)	Rank (lower is better)	Videocard Value (higher is better)	Price (USD)
Hard Drive Benchmarks	Memory Benchmarks	PC Benchmarks	Software Marketshare	Database Benchmarks	Android Benchmarks	iOS Benchmarks	
<a href="#">Radeon Vega 6 Ryzen 3 3300U</a>				1007	888	NA	NA
<a href="#">Radeon Vega 6 Ryzen 3 PRO 3300U w/</a>				1425	865	NA	NA
<a href="#">Radeon Vega 8</a>				1583	810	<a href="#">12.48</a>	<a href="#">\$126.86*</a>
<a href="#">Radeon Vega 8 Mobile</a>				1423	866	NA	NA
<a href="#">Radeon Vega 8 Ryzen 3 3200G</a>				1961	701	NA	NA
<a href="#">Radeon Vega 8 Ryzen 3 PRO 3200G</a>				1710	777	NA	NA
<a href="#">Radeon Vega 8 Ryzen 3 PRO 3200GE w/</a>				1622	799	NA	NA
<a href="#">Radeon Vega 8 Ryzen 5 3450U</a>				1243	914	NA	NA
<a href="#">Radeon Vega 8 Ryzen 5 3500U</a>				1400	872	NA	NA
<a href="#">Radeon Vega 8 Ryzen 5 3550H</a>				1678	784	NA	NA
<a href="#">Radeon Vega 8 Ryzen 5 PRO 3500U w/</a>				1331	887	NA	NA
<a href="#">Radeon Vega 9</a>				1581	812	NA	NA
<a href="#">Radeon Vega 9 Ryzen 5 3550H</a>				1287	903	NA	NA
<a href="#">Radeon Vega 9 Ryzen 5 Microsoft Surface Edition</a>				1435	859	NA	NA
<a href="#">Radeon Vega 10</a>				1560	820	NA	NA
<a href="#">Radeon Vega 10 Mobile</a>				1472	850	NA	NA
<a href="#">Radeon Vega 10 Ryzen 7 PRO 3700U w/</a>				1601	807	NA	NA
<a href="#">Radeon Vega 11</a>				1825	740	NA	NA
<a href="#">Radeon Vega 11 Ryzen 5 PRO 3400G</a>				1863	729	NA	NA
<a href="#">Radeon Vega 11 Ryzen 5 PRO 3400GE w/</a>				1756	759	NA	NA
<a href="#">Radeon Vega Frontier Edition</a>				13416	115	<a href="#">7.99</a>	<a href="#">\$1,679.99*</a>
<a href="#">Radeon VII</a>				16760	69	<a href="#">8.82</a>	<a href="#">\$1,899.95*</a>
<a href="#">RADEON X300SE</a>				38	2197	NA	NA
<a href="#">RADEON X550</a>				50	2144	NA	NA
Videocard Name				Passmark G3D Mark (higher is better)	Rank (lower is better)	Videocard Value (higher is better)	Price (USD)
<a href="#">RADEON X550XT</a>				56	2132	NA	NA
<a href="#">Radeon X550XTX</a>				70	2080	NA	NA
<a href="#">RADEON X600 256MB HyperMemory</a>				56	2131	NA	NA
<a href="#">RADEON X600 PRO</a>				67	2099	<a href="#">0.42</a>	<a href="#">\$160.49*</a>
<a href="#">RADEON X600 SE</a>				49	2152	<a href="#">0.87</a>	<a href="#">\$56.18*</a>
<a href="#">RADEON X600XT</a>				91	2023	NA	NA
<a href="#">RADEON X700</a>				72	2074	NA	NA
<a href="#">RADEON X800 GT</a>				84	2042	NA	NA

Videocard Name	Passmark G3D Mark (higher is better)	Rank (lower is better)	Videocard Value (higher is better)	Price (USD)
RADEON X800 PRO	71	2100	NA	NA
RADEON X800 PRO/GTO	73	2071	NA	NA
RADEON X800 SE	129	1898	NA	NA
RADEON X800 XL	69	2088	NA	NA
RADEON X800 XT	97	2004	NA	NA
RADEON X800 XT Platinum Edition	81	2054	NA	NA
RADEON X800GT	79	2060	NA	NA
RADEON X850 PRO	72	2073	NA	NA
RADEON X850 XT	81	2056	NA	NA
RADEON X850 XT Platinum Edition	81	2048	NA	NA
Radeon X1050	49	2151	NA	NA
Radeon X1200	32	2230	NA	NA
Radeon X1250	37	2201	NA	NA
Radeon X1270	31	2235	NA	NA
Radeon X1300	58	2124	<a href="#">0.61</a>	<a href="#">\$95.78*</a>
Radeon X1300 PRO	84	2040	NA	NA
Radeon X1550	66	2104	<a href="#">0.43</a>	<a href="#">\$155.00*</a>
Radeon X1550 64-bit	47	2157	NA	NA
Radeon X1600	49	2149	NA	NA
Radeon X1600 Pro	98	1996	NA	NA
Radeon X1600 Pro / X1300XT	69	2089	NA	NA
Radeon X1600 XT	115	1939	NA	NA
Radeon X1650 GTO	74	2067	NA	NA
Radeon X1650 Pro	84	2037	<a href="#">0.53</a>	<a href="#">\$160.89*</a>
Radeon X1650 SE	71	2079	NA	NA
Radeon X1700 Targa Edition	116	1937	NA	NA
Radeon X1800 GTO	140	1871	NA	NA
Radeon X1900 CrossFire Edition	137	1884	NA	NA
Radeon X1900 GT	145	1863	NA	NA
Radeon X1950 CrossFire Edition	151	1848	NA	NA
Radeon X1950 GT	106	1973	NA	NA
Radeon X1950 Pro	112	1950	NA	NA
RADEON XPRESS 200	29	2242	NA	NA
Radeon Xpress 1100	34	2219	NA	NA

CPU  
Benchmarks

Video Card  
Benchmarks

Hard Drive  
Benchmarks

Memory  
Benchmarks

PC  
Benchmarks

Software  
Marketshare

Database  
Benchmarks

Android  
Benchmarks

iOS  
Benchmarks

Videocard Name	Passmark G3D Mark (higher is better)	Rank (lower is better)	Videocard Value (higher is better)	Price (USD)
<a href="#">Radeon Xpress 1250</a>	42	2175	NA	NA
<a href="#">Radeon Xpress 1270</a>	26	2251	NA	NA
<a href="#">Radeon Xpress 1300</a>	52	2137	NA	NA
<a href="#">Radeon Xpress 1300M</a>	40	2185	NA	NA
<a href="#">RadeonT 610M</a>	1277	905	NA	NA
<a href="#">RadeonT 780M</a>	7173	249	NA	NA
<a href="#">Rage 128 Pro</a>	1	2458	NA	NA
<a href="#">RAGE 128 PRO AGP 4X TMDS</a>	1	2460	NA	NA
<a href="#">Rage Fury Pro/Xpert 2000 Pro</a>	3	2421	NA	NA
<a href="#">Red Hat QXL controller</a>	31	2233	NA	NA
<a href="#">RGH Drivers v3</a>	11	2302	NA	NA
<a href="#">RIVA TNT2 Model 64/Model 64 Pro</a>	3	2398	NA	NA
<a href="#">RIVA TNT2/TNT2 Pro</a>	3	2410	NA	NA
<a href="#">RTX 2000 Ada Generation Laptop GPU</a>	15423	90	NA	NA
<a href="#">RTX 3500 Ada Generation Laptop GPU</a>	20312	39	NA	NA
<a href="#">RTX 4000 Ada Generation Laptop GPU</a>	23950	21	NA	NA
<a href="#">RTX 4000 SFF Ada Generation</a>	21300	34	NA	NA
<a href="#">RTX 5000 Ada Generation Laptop GPU</a>	21348	33	NA	NA
<a href="#">RTX 6000 Ada Generation</a>	22717	25	NA	NA
<a href="#">RTX A500 Laptop GPU</a>	6957	258	NA	NA
<a href="#">RTX A1000 6GB Laptop GPU</a>	10203	164	NA	NA
<a href="#">RTX A1000 Laptop GPU</a>	9481	182	NA	NA
<a href="#">RTX A2000</a>	13819	107	<a href="#">20.03</a>	<a href="#">\$689.99</a>
<a href="#">RTX A2000 8GB Laptop GPU</a>	10933	157	NA	NA
<a href="#">RTX A2000 12GB</a>	13561	112	NA	NA
<a href="#">RTX A2000 Laptop GPU</a>	10029	172	NA	NA
<a href="#">RTX A3000 12GB Laptop GPU</a>	14653	100	NA	NA
<a href="#">RTX A3000 Laptop GPU</a>	12492	136	NA	NA
<a href="#">RTX A4000</a>	19277	51	<a href="#">25.70</a>	<a href="#">\$749.99*</a>
<a href="#">RTX A4000 Laptop GPU</a>	15610	82	NA	NA
				<a href="#">079.99*</a>
<a href="#">RTX A5000</a>	23074	23	<a href="#">10.77</a>	<a href="#">\$2,141.99*</a>

CPU  
Benchmarks

Video Card  
Benchmarks

Videocard Name	Passmark G3D Mark (higher is better)	Rank (lower is better)	Videocard Value (higher is better)	Price (USD)
RTX A5000	20120	10	5.61	\$2,100.00
RTX A5500 Laptop GPU	17839	63	NA	NA
RTX A6000	22771	24	5.54	\$4,109.99*
RV530 PRO	118	1930	NA	NA
Ryzen 3 4300G with Radeon Graphics	1896	718	NA	NA
Ryzen 3 4300GE with Radeon Graphics	2251	635	NA	NA
Ryzen 3 4300U with Radeon Graphics	1339	886	NA	NA
Ryzen 3 5300G with Radeon Graphics	1934	705	NA	NA
Ryzen 3 5300GE with Radeon Graphics	2004	689	NA	NA
Ryzen 3 5300U with Radeon Graphics	1545	824	NA	NA
Ryzen 3 5400U with Radeon Graphics	1628	796	NA	NA
Ryzen 3 5425U with Radeon Graphics	1677	785	NA	NA
Ryzen 3 7330U with Radeon Graphics	1758	758	NA	NA
Ryzen 3 PRO 4200GE with Radeon Graphics	1748	764	NA	NA
Ryzen 3 PRO 4300U with Radeon Graphics	1542	826	NA	NA
Videocard Name	Passmark G3D Mark (higher is better)	Rank (lower is better)	Videocard Value (higher is better)	Price (USD)
Ryzen 3 Pro 4350G with Radeon Graphics	2144	655	NA	NA
Ryzen 3 PRO 4350GE with Radeon Graphics	1875	723	NA	NA
Ryzen 3 PRO 4450U with Radeon Graphics	1539	827	NA	NA
Ryzen 3 PRO 5350G with Radeon Graphics	2290	619	NA	NA
Ryzen 3 PRO 5350GE with Radeon Graphics	2232	638	NA	NA
Ryzen 3 PRO 5450U with Radeon Graphics	1601	808	NA	NA
Ryzen 3 PRO 5475U with Radeon Graphics	1431	862	NA	NA
Ryzen 3 PRO 7330U with Radeon Graphics	1984	694	NA	NA
Ryzen 5 2500U with Radeon Vega	1503	839	NA	NA
Ryzen 5 4500U with Radeon Graphics	1816	746	NA	NA
Ryzen 5 4600G with Radeon Graphics	2412	593	NA	NA
Ryzen 5 4600H with Radeon Graphics	2264	630	NA	NA
Ryzen 5 4600HS with Radeon Graphics	8370	211	NA	NA
Ryzen 5 4600U with Radeon Graphics	1878	721	NA	NA
Ryzen 5 5500U with Radeon Graphics	2008	686	NA	NA
Ryzen 5 5560U with Radeon Graphics	2114	661	NA	NA
Ryzen 5 5600H with Radeon Graphics	2410	595	NA	NA

CPU  
Benchmarks

Video Card  
Benchmarks

Hard Drive  
Benchmarks

Memory  
Benchmarks

PC  
Benchmarks

Software  
Marketshare

Database  
Benchmarks

Android  
Benchmarks

iOS  
Benchmarks

Videocard Name	Passmark G3D Mark (higher is better)	Rank (lower is better)	Videocard Value (higher is better)	Price (USD)
<u>Ryzen 5 5620U with Radeon Graphics</u>	1000	502	NA	NA
<u>Ryzen 5 6600HS Creator Edition</u>	3685	442	NA	NA
<u>Ryzen 5 6600U with Radeon Graphics</u>	3233	488	NA	NA
<u>Ryzen 5 7530U with Radeon Graphics</u>	2355	607	NA	NA
<u>Ryzen 5 7535U with Radeon Graphics</u>	3529	456	NA	NA
<u>Ryzen 5 PRO 4400G with Radeon Graphics</u>	2305	616	NA	NA
<u>Ryzen 5 PRO 4400GE with Radeon Graphics</u>	1441	855	NA	NA
<u>Ryzen 5 PRO 4500U with Radeon Graphics</u>	2007	687	NA	NA
<u>Ryzen 5 Pro 4650G with Radeon Graphics</u>	2422	591	NA	NA
<u>Ryzen 5 PRO 4650GE with Radeon Graphics</u>	2086	668	NA	NA
<u>Ryzen 5 PRO 4650U with Radeon Graphics</u>	1712	775	NA	NA
<u>Ryzen 5 PRO 5650G with Radeon Graphics</u>	2500	577	NA	NA
<u>Ryzen 5 PRO 5650GE with Radeon Graphics</u>	2458	586	NA	NA
<u>Ryzen 5 PRO 5650U with Radeon Graphics</u>	2038	677	NA	NA
<u>Ryzen 5 PRO 5675U with Radeon Graphics</u>	1732	768	NA	NA
<u>Ryzen 5 PRO 6650U</u>	3519	457	NA	NA
<u>Ryzen 5 PRO 6650U with Radeon Graphics</u>	3575	451	NA	NA
<u>Ryzen 5 PRO 7530U with Radeon Graphics</u>	2372	602	NA	NA
<u>Ryzen 7 2700U with Radeon Vega</u>	1617	800	NA	NA
<u>Ryzen 7 4700G with Radeon Graphics</u>	2186	647	NA	NA
<u>Ryzen 7 4700GE with Radeon Graphics</u>	2496	578	NA	NA
<u>Ryzen 7 4700U with Radeon Graphics</u>	2034	678	NA	NA
<u>Ryzen 7 4800H with Radeon Graphics</u>	2113	662	NA	NA
<u>Ryzen 7 4800U with Radeon Graphics</u>	2343	608	NA	NA
<u>Ryzen 7 5700G with Radeon Graphics</u>	2805	526	NA	NA
<u>Ryzen 7 5700GE with Radeon Graphics</u>	2656	553	NA	NA
<u>Ryzen 7 5700U with Radeon Graphics</u>	2247	636	NA	NA
<u>Ryzen 7 5800H with Radeon Graphics</u>	2747	534	NA	NA
<u>Ryzen 7 5800HS with Radeon Graphics</u>	3213	489	NA	NA
Videocard Name	Passmark G3D Mark (higher is better)	Rank (lower is better)	Videocard Value (higher is better)	Price (USD)
<u>Ryzen 7 5800U with Radeon Graphics</u>	2358	606	NA	NA
<u>Ryzen 7 5825U with Radeon Graphics</u>	2318	613	NA	NA
<u>Ryzen 7 6800HS</u>	5237	332	NA	NA



CPU  
Benchmarks

Video Card  
Benchmarks

Hard Drive  
Benchmarks

Memory  
Benchmarks

PC  
Benchmarks

Software  
Marketshare

Database  
Benchmarks

Android  
Benchmarks

iOS  
Benchmarks

Videocard Name	Passmark G3D Mark (higher is better)	Rank (lower is better)	Videocard Value (higher is better)	Price (USD)
<u><a href="#">Ryzen 7 6800U with Radeon Graphics</a></u>	5006	353	NA	NA
<u><a href="#">Ryzen 7 6800U</a></u>	5006	353	NA	NA
<u><a href="#">Ryzen 7 6800U with Radeon Graphics</a></u>	4844	360	NA	NA
<u><a href="#">Ryzen 7 7730U with Radeon Graphics</a></u>	2399	598	NA	NA
<u><a href="#">Ryzen 7 7735HS with Radeon Graphics</a></u>	5306	325	NA	NA
<u><a href="#">Ryzen 7 Extreme Edition</a></u>	2215	643	NA	NA
<u><a href="#">Ryzen 7 Pro 4750G with Radeon Graphics</a></u>	2681	550	NA	NA
<u><a href="#">Ryzen 7 PRO 4750GE with Radeon Graphics</a></u>	2549	569	NA	NA
<u><a href="#">Ryzen 7 PRO 4750U with Radeon Graphics</a></u>	2029	680	NA	NA
<u><a href="#">Ryzen 7 PRO 5750G with Radeon Graphics</a></u>	2443	588	NA	NA
<u><a href="#">Ryzen 7 PRO 5750GE with Radeon Graphics</a></u>	2547	570	NA	NA
<u><a href="#">Ryzen 7 PRO 5850U with Radeon Graphics</a></u>	2276	624	NA	NA
<u><a href="#">Ryzen 7 PRO 5875U with Radeon Graphics</a></u>	2067	672	NA	NA
<u><a href="#">Ryzen 7 PRO 6850HS with Radeon Graphics</a></u>	3736	437	NA	NA
<u><a href="#">Ryzen 7 PRO 6850U</a></u>	5580	308	NA	NA
<u><a href="#">Ryzen 7 PRO 6850U with Radeon Graphics</a></u>	5042	349	NA	NA
<u><a href="#">Ryzen 7 PRO 6860Z</a></u>	5076	343	NA	NA
<u><a href="#">Ryzen 7 PRO 6860Z with Radeon Graphics</a></u>	4788	363	NA	NA
<u><a href="#">Ryzen 7 PRO 7730U with Radeon Graphics</a></u>	2634	557	NA	NA
<u><a href="#">Ryzen 9 5900HS with Radeon Graphics</a></u>	5611	305	NA	NA
<u><a href="#">Ryzen 9 5900HX with Radeon Graphics</a></u>	2914	514	NA	NA
<u><a href="#">Ryzen 9 6900HS</a></u>	8005	223	NA	NA
<u><a href="#">Ryzen 9 6900HS with Radeon Graphics</a></u>	6331	278	NA	NA
<u><a href="#">Ryzen 9 6900HX</a></u>	5415	316	NA	NA
<u><a href="#">Ryzen 9 6900HX with Radeon Graphics</a></u>	4679	373	NA	NA
<u><a href="#">Ryzen 9 PRO 6950H</a></u>	5758	298	NA	NA
<u><a href="#">Ryzen 9 PRO 6950HS with Radeon Graphics</a></u>	5067	345	NA	NA
<u><a href="#">S3 5400EW</a></u>	146	1861	NA	NA
<u><a href="#">S3 Chrome 430 ULP</a></u>	39	2191	NA	NA
<u><a href="#">S3 Chrome S25 DDR2</a></u>	18	2279	NA	NA
<u><a href="#">S3 Chrome S27 DDR3</a></u>	33	2222	NA	NA
<u><a href="#">S3 Inc. Savage4</a></u>	3	2419	NA	NA
<u><a href="#">S3 ProSavageDDR</a></u>	1	2457	NA	NA
<u><a href="#">SAPPHIRE RADEON 9600 ATLANTIS</a></u>	47	2159	NA	NA



CPU  
Benchmarks

Video Card  
Benchmarks

Videocard Name				Passmark G3D Mark (higher is better)	Rank (lower is better)	Videocard Value (higher is better)	Price (USD)
Hard Drive Benchmarks	Memory Benchmarks	PC Benchmarks	Software Marketshare	Database Benchmarks	Android Benchmarks	iOS Benchmarks	
<u>ATI FIRE Radeon X1900</u>				124	1909	NA	NA
<u>Seria Mobility Radeon HD 3400</u>				1603	805	NA	NA
<u>Seria Radeon HD 7700</u>				497	1506	NA	NA
<u>SUMO 964A</u>				650	1316	NA	NA
<u>SUMO 9640</u>				465	1542	NA	NA
Videocard Name				Passmark G3D Mark (higher is better)	Rank (lower is better)	Videocard Value (higher is better)	Price (USD)
<u>Surface Duo Adreno 640 GPU</u>				592	1392	NA	NA
<u>T400</u>				3618	449	<a href="#">20.11</a>	<a href="#">\$179.99*</a>
<u>T400 4GB</u>				3688	441	NA	NA
<u>T500</u>				3655	446	NA	NA
<u>T550 Laptop GPU</u>				4794	362	NA	NA
<u>T600</u>				6479	274	<a href="#">27.00</a>	<a href="#">\$239.99*</a>
<u>T600 Laptop GPU</u>				7061	251	NA	NA
<u>T1000</u>				7658	237	<a href="#">19.15</a>	<a href="#">\$399.99</a>
<u>T1000 8GB</u>				7587	238	NA	NA
<u>T1200 Laptop GPU</u>				7791	232	NA	NA
<u>TENSOR 1.0 Driver Intel HD 630</u>				1299	901	NA	NA
<u>Tesla C2050</u>				3323	481	<a href="#">12.31</a>	<a href="#">\$269.99*</a>
<u>Tesla C2050 / C2070</u>				3428	468	NA	NA
<u>Tesla C2070</u>				2839	520	<a href="#">4.70</a>	<a href="#">\$604.00*</a>
<u>Tesla C2075</u>				3118	498	<a href="#">4.83</a>	<a href="#">\$646.00*</a>
<u>Tesla K20m</u>				4330	395	NA	NA
<u>Tesla K20Xm</u>				2917	513	NA	NA
<u>Tesla K40c</u>				4494	385	NA	NA
<u>Tesla K40m</u>				3281	482	NA	NA
<u>Tesla K80</u>				5940	295	<a href="#">10.00</a>	<a href="#">\$593.95*</a>
<u>Tesla M6</u>				7509	241	<a href="#">37.73</a>	<a href="#">\$199.00*</a>
<u>Tesla M10</u>				3490	460	<a href="#">1.30</a>	<a href="#">\$2,695.00*</a>
<u>Tesla M40</u>				10182	166	<a href="#">16.97</a>	<a href="#">\$600.00*</a>
<u>Tesla M40 24GB</u>				10474	161	NA	NA
<u>Tesla M60</u>				7770	233	<a href="#">9.86</a>	<a href="#">\$787.90*</a>
<u>Tesla P40</u>				12682	130	NA	NA

CPU  
Benchmarks

Video Card  
Benchmarks

Hard Drive  
Benchmarks

Memory  
Benchmarks

PC  
Benchmarks


Software  
Marketshare

Database  
Benchmarks

Android  
Benchmarks

iOS  
Benchmarks

Videocard Name	Passmark G3D Mark (higher is better)	Rank (lower is better)	Videocard Value (higher is better)	Price (USD)
<u>Tesla T10</u>	12650	131	NA	NA
<u>TITAN RTX</u>	19912	42	<a href="#">7.97</a>	<a href="#">\$2,499.00</a>
<u>TITAN V</u>	19920	41	<a href="#">9.96</a>	<a href="#">\$1,999.99*</a>
<u>TITAN V CEO Edition</u>	16987	67	NA	NA
<u>TITAN Xp COLLECTORS EDITION</u>	19355	49	NA	NA
<u>TRINITY DEVASTATOR MOBILE</u>	699	1270	NA	NA
<u>TRINITY SCRAPPER MOBILE</u>	498	1505	NA	NA
<u>V9560XT</u>	6	2331	NA	NA
<u>Vanta/Vanta LT</u>	3	2423	NA	NA
<u>VIA Chrome9 HC3 IGP</u>	2	2435	NA	NA
<u>VIA Chrome9 HC IGP</u>	4	2384	NA	NA
<u>VIA Chrome9 HC IGP Family</u>	3	2396	NA	NA
<u>VIA Chrome9 HC IGP Family WDDM</u>	3	2408	NA	NA
<u>VIA Chrome9 HC IGP Prerelease WDDM 1.1</u>	2	2447	NA	NA
<u>VIA Chrome9 HC IGP WDDM</u>	2	2431	NA	NA
<u>VIA Chrome9 HC IGP WDDM 1.1</u>	3	2412	NA	NA
<u>VIA Chrome9 HCM IGP</u>	1	2455	NA	NA
<u>VIA Chrome9 HD IGP</u>	9	2307	NA	NA
<u>VIA/S3G C-645/640 GPU</u>	132	1894	NA	NA
Videocard Name	Passmark G3D Mark (higher is better)	Rank (lower is better)	Videocard Value (higher is better)	Price (USD)
<u>VIA/S3G Chrome 645/640 GPU</u>	109	1965	NA	NA
<u>VIA/S3G DeltaChrome IGP</u>	3	2414	NA	NA
<u>VIA/S3G KM400/KN400</u>	4	2390	NA	NA
<u>VIA/S3G UniChrome IGP</u>	4	2385	NA	NA
<u>VIA/S3G UniChrome Pro IGP</u>	4	2370	NA	NA
<u>VIA/S3G UniChromell</u>	5	2339	NA	NA
<u>VisionTek Radeon 7000</u>	1	2452	NA	NA
<u>WinFast A250 LE</u>	4	2365	NA	NA
<u>Xabre</u>	5	2357	NA	NA
<u>XGI Volari Family v1.13.23.D_V</u>	4	2375	NA	NA
<u>ZX Chrome 645/640 GPU</u>	147	1859	NA	NA

<a href="#">BurnInTest</a>	<a href="#">USB3.0 Loopback Plugs</a>	<a href="#">CPU Benchmarks</a>	<a href="#">Company</a>	<a href="#">Store</a>	<a href="#">Disclaimer</a>
<a href="#">PerformanceTest</a>	<a href="#">USB2.0 Loopback Plugs</a>	<a href="#">Video Card Benchmarks</a>	<a href="#">Contact Us</a>	<a href="#">Support</a>	<a href="#">Refunds</a>
<a href="#">OSForensics</a>	<a href="#">PCIe Test Cards</a>	<a href="#">Hard Drive Benchmarks</a>	<a href="#">The Press Room</a>	<a href="#">Forums</a>	<a href="#">Privacy</a>
<a href="#">MemTest86</a>	<a href="#">USB Power Delivery Tester</a>	<a href="#">RAM Benchmarks</a>			<a href="#">Social</a>
<a href="#">WirelessMon</a>	<a href="#">Serial and Parallel Loopback Plugs</a>	<a href="#">PC Systems Benchmarks</a>			
<a href="#">Management Console</a>	<a href="#">USB Short Circuit Testers</a>	<a href="#">Software Marketshare</a>			
<a href="#">Zoom Search Engine</a>		<a href="#">Database Benchmarks</a>			
<a href="#">Free Software</a>		<a href="#">Android Benchmarks</a>			
		<a href="#">iOS Benchmarks</a>			
		<a href="#">Internet Bandwidth</a>			